



FULL CATALOG



THE LEADING WHOLESALE DISTRIBUTOR OF BUILDING MATERIALS IN THE MIDWEST





PRODUCT CATALOG

Welcome to our Product Catalog. We have compiled a comprehensive list of everything we stock and sell. It encompasses over 2,000 different products that are available every single day. Of course, we also have the ability to special order just about anything; if it's wood, we can source it.

We're a family-run company that's been in the wood products industry for over a hundred years, and we're currently on our third generation of family ownership and management.

Our whole philosophy is to source the best building materials in the world and provide quick and reliable access to them for any sized job, big or small.

Thank you for your support!



PAGE GUIDE

1.....6:	<i>Introduction</i>
7.....8:	<i>Commodity Lumber Products</i>
9.....12:	<i>Treated & Fire Treated Lumber Products</i>
13.....15:	<i>Long Length Finger Joint Timbers & Woodtone Structural Posts</i>
16.....26:	<i>OSB, Plywood, Fire Treated & Specialty Panels</i>
27.....34:	<i>Boards, Pattern Stock</i>
35.....46:	<i>Western Red Cedar</i>
47.....59:	<i>Specialty Porch, Deckorators Decking, Railing & Porch Floor</i>
60.....73:	<i>Engineered Wood - Featuring Trus Joist</i>
74.....82:	<i>James Hardie Siding, Trim, & Accessories</i>
83.....89:	<i>Trim & PVC Products</i>
90.....95:	<i>Affinity Panelized Stone, Accessories & Specialty Sidings</i>
96.....98:	<i>Concrete Forming Products</i>



PRODUCT BROCHURE

Fast Facts:

- 10 Acres and 90,000 FT of Enclosed Warehouse Space
- 4 Sales Reps, 5 Drivers, 3 Yardmen, 1 Office Admin
- 6 Flatbeds, 2 Hotshot Trailers, 1 Roll-Off Trailer
- Over 1,000 SKU's in Inventory and On Ground
- 8 Midwest Distribution Centers and Growing
- Family Owned and Operated



REMANUFACTURING FACILITY BASED IN KANSAS CITY, KS

We have a full remanufacturing facility capable of Precision End Trimming lumber to exact lengths. We also have a comprehensive timber operation with state-of-the-art equipment that can resize and surface (S4S) both Douglas Fir and Western Red Cedar timbers.

P.E.T. SAW:



BEAM SAW AND PLANER:



OUR WEBSITE

www.fp-supply.com/northwest-arkansas-resources.html



VISIT OUR WEBSITE FOR MORE INFORMATION ON ALL OF OUR PRODUCTS.

Go to www.fp-supply.com, and then go to resources and select Northwest Arkansas. Here you'll have detailed access to all of our products. Every product page includes relevant information you're looking for, including available sizes, photos, videos, PDF's of installation guides, product brochures, MSDS sheets, specifier's guides, and more.

The best part is that everything is designed for the dealer to be able to share with their customers, so we don't include any pricing on these pages. Use this as a selling tool and share these product pages and links with your customers to help close sales. It's also a mobile-friendly site so you can access this on a jobsite with a smartphone or tablet.

OUR POSTERS



We have created New Posters intended for product store signage. Our new posters are designed to be both informative and eye-catching to help educate your customers and drive sales. They are available free of charge and are easy to put on a wall, corkboard, countertop, etc.

If you would like to request some posters for your store, go to www.fp-supply.com/fp-posters-nwa.html and fill out our online form or call us at (479) 412-4700. The posters measure 20" x 30" and feature a QR code that can be scanned that takes the customer to our website for more comprehensive information.

Available Posters:

- Pattern Stock
- Pine Plywood Siding
- Premium Boards
- James Hardie Siding
- James Hardie Artisan Siding
- Magnolia Home Collection
- Douglas Fir Timbers
- Cedar Timbers
- WoodTone T&G Paneling
- WoodTone Cedar Post
- WynnWood Boards
- GatorBar Fiberglass Rebar
- Deckorators Venture Decking
- Trus Joist TJ1
- Trus Joist LVL Microllams
- Trus Joist Parallam PSL Beams
- TimberStrand LSL Framing
- Treated Glulam Beams
- Treated Lumber
- Fire Treated Lumber

SPF STUDS & DIMENSIONAL LUMBER



Available Stud Sizes:

Item	Unit Size	Premium	Selects	Market
2 x 4 x 92-5/8"	294	✓	✓	✓
2 x 4 x 104-5/8"	294	✓	✓	✓
2 x 4 x 116-5/8"	294	✓	✓	✓
2 x 6 x 92-5/8"	189	✓	✓	✓
2 x 6 x 104-5/8"	189	✓	✓	✓
2 x 6 x 116-5/8"	189	✓	✓	✓

-Special trim sizes are available via a custom cut program at our Kansas City facility

Available Dimensional Sizes:

Item	Unit Size	Lengths	Premium	#2&btr
2 x 4	294	8' - 20'	✓	✓
2 x 6	189	8' - 20'	✓	✓

YELLOW PINE DIMENSION LUMBER



Available Sizes:

Item	Unit Size	Lengths	#2 YP
2 x 4	208	8' - 20'	✓
2 x 6	128	8' - 20'	✓
2 x 8	96	8' - 20'	✓
2 x 10	80	8' - 20'	✓
2 x 12	64	8' - 20'	✓

Features & Benefits:

- Superior strength to SPF and Douglas Fir; excellent for floor joists and roof trusses
- We carry the deepest inventory of MSR 2400 Yellow Pine
- Contact us for mill direct quotes

MCA TREATED LUMBER



Available Sizes:

Item	Grade	Lengths	Treatment	Color	Unit Size
2 x 4	#1 Yellow Pine	8' - 16'	MCA Ground Contact	Green	104
2 x 6	#1 Yellow Pine	8' - 20'	MCA Ground Contact	Green	64
2 x 8	#1 Yellow Pine	8' - 20'	MCA Ground Contact	Green	48
2 x 10	#1 Yellow Pine	8' - 20'	MCA Ground Contact	Green	40
2 x 12	#1 Yellow Pine	8' - 20'	MCA Ground Contact	Green	32
5/4 x 6	Premium	8' - 16' & 20'	MCA Ground Contact	Green	96
4 x 4	#2 Yellow Pine	8' - 16'	MCA Ground Contact	Green	84

Features & Benefits:

- Available in less than unit and job-pack quantities
- All MCA treated lumber is a .15 MCA Ground Contact treatment
- Light green treatment that naturally fades with time

TREATED BOARDS, SPINDLES, FENCING



Available Sizes:

Item	Grade	Lengths	Treatment	Color	Unit Size
1 x 4 Boards	#1 Yellow Pine	10', 12', 16'	MCA Ground Contact	Green	384
1 x 6 Boards	#1 Yellow Pine	10', 12', 16'	MCA Ground Contact	Green	256
1 x 8 Boards	#1 Yellow Pine	12', 16'	MCA Ground Contact	Green	192
2 x 2 Spindles	#1 Yellow Pine	36", 42", 8'	MCA Ground Contact	Green	360/192
1 x 6 Dog Ear	#1 Yellow Pine	6'	MCA Ground Contact	Green	240

Features & Benefits:

- Highly durable and long-lasting building solution for all types of projects
- Treated lumber goes through a process that uses high pressure to inject a preservative into the wood, extending the longevity of the material
- All treated lumber is a #1 MCA Ground Contact
- Green Treatment will naturally fade away over time

FIRE TREATED LUMBER



Available Sizes:

<i>Interior Fire Treated</i>				
Item	SKU	Lengths	Grade	Application
<i>2 x 4 Interior Fire Treated</i>	<i>24_FT2</i>	<i>8', 10', 12', 16'</i>	<i>#2 Yellow Pine</i>	<i>Interior</i>
<i>2 x 6 Interior Fire Treated</i>	<i>26_FT2</i>	<i>8', 12', 16'</i>	<i>#2 Yellow Pine</i>	<i>Interior</i>
<i>2 x 8 Interior Fire Treated</i>	<i>28_FT2</i>	<i>12', 16'</i>	<i>#2 Yellow Pine</i>	<i>Interior</i>
<i>2 x 10 Interior Fire Treated</i>	<i>210_FT2</i>	<i>12', 16'</i>	<i>#2 Yellow Pine</i>	<i>Interior</i>
<i>2 x 12 Interior Fire Treated</i>	<i>212_FT2</i>	<i>12', 16'</i>	<i>#2 Yellow Pine</i>	<i>Interior</i>

Features & Benefits:

- Fully pressure impregnated treatment; no surface coatings
- All board are individually stamped with fire treatment and rating

PREMIUM FURRING STRIPS



1x2x8



2x2x8

Available Sizes:

Item	SKU	Unit Size	Grade	Species
<i>1 x 2 x 8</i>	<i>128FSP</i>	<i>648</i>	<i>Premium</i>	<i>SPF</i>
<i>2 x 2 x 8</i>	<i>228FSP</i>	<i>420</i>	<i>Premium</i>	<i>SPF</i>

Features & Benefits:

- Available in full units or half packs
- Premium grade with virtually no bark or wane
- Paper wrapped and sub-bundled
- Special order sizes and cuts are available in full unit quantities

LONG LENGTH FINGER JOINT



Available Sizes:

Item	Lengths	Unit Size	Grade	Finish	Species
2 x 6	22' - 36'	189	#2&btr	Kiln Dried	Hem Fir / Doug Fir
2 x 8	22' - 36'	126	#2&btr	Kiln Dried	Hem Fir / Doug Fir

Features & Benefits:

- Available in less than unit quantities
- Excellent for roof rafters or long floor joists

DOUGLAS FIR TIMBERS



Available Sizes:

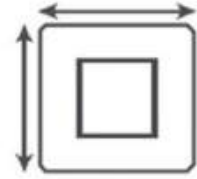
Item	Actual Size	Species	Grade	Lengths	Surface	Green/KD
4 x 4	4" x 4"	Douglas Fir	#1 FOHC	8' - 24' *	Rough Sawn & S4S	Green
4 x 6	4" x 6"	Douglas Fir	#1 FOHC	8' - 24' *	Rough Sawn & S4S	Green
4 x 8	4" x 8"	Douglas Fir	#1 FOHC	8' - 24' *	Rough Sawn & S4S	Green
4 x 10	4" x 10"	Douglas Fir	#1 FOHC	8' - 24' *	Rough Sawn & S4S	Green
4 x 12	4" x 12"	Douglas Fir	#1 FOHC	8' - 24' *	Rough Sawn & S4S	Green
6 x 6	6" x 6"	Douglas Fir	#1 FOHC	8' - 24' *	Rough Sawn & S4S	Green
6 x 8	6" x 8"	Douglas Fir	#1 FOHC	8' - 24' *	Rough Sawn & S4S	Green
6 x 10	6" x 10"	Douglas Fir	#1 FOHC	8' - 24' *	Rough Sawn & S4S	Green
6 x 12	6" x 12"	Douglas Fir	#1 FOHC	8' - 24' *	Rough Sawn & S4S	Green
6 x 16	6" x 16"	Douglas Fir	#1 FOHC	8' - 24' *	Rough Sawn & S4S	Green
8 x 8	8" x 8"	Douglas Fir	#1 FOHC	8' - 24' *	Rough Sawn & S4S	Green
8 x 12	8" x 12"	Douglas Fir	#1 FOHC	8' - 24' *	Rough Sawn & S4S	Green
8 x 16	8" x 16"	Douglas Fir	#1 FOHC	8' - 24' *	Rough Sawn & S4S	Green
10 x 10	10" x 10"	Douglas Fir	#1 FOHC	8' - 24' *	Rough Sawn & S4S	Green
12 x 12	12" x 12"	Douglas Fir	#1 FOHC	8' - 24' *	Rough Sawn & S4S	Green

Features & Benefits:

- Premium appearance grade timber that is 100% Free of Heart Center and Free of Wane
- Beautiful auburn coloring and even grain
- #1 Grade for predictable strength bearing and spans
- More affordable than comparable Western Red Cedar sizes
- Available in custom sizes and in an S4S finish

****TRANSFER ITEM****

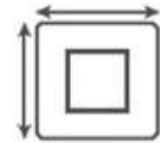
WOODTONE STRUCTURAL POSTS



8x8

Actual: 7 1/4" x 7 1/4"

Inside: 4 1/4" x 4 1/4"



6x6

Actual: 5 1/2" x 5 1/2"

Inside: 2 5/8" x 2 5/8"

Available Sizes:

Item	Actual Dimension	Lengths	Unit Size	Species	Texture	Finish
6 x 6 Primed SPF	5-1/2" x 5-1/2"	10' & 12'	45	SPF	Resawn	Primed
8 x 8 Primed SPF	7-1/4" x 7-1/4"	10' & 12'	28	SPF	Resawn	Primed
6 x 6 Cedar	5-1/2" x 5-1/2"	10' & 12'	45	Cedar	Resawn	Raw Cedar
8 x 8 Cedar	7-1/4" x 7-1/4"	10' & 12'	28	Cedar	Resawn	Raw Cedar

Features & Benefits:

- Engineered to eliminate heavy checking, splits, warp, twist, and bow
- Lightweight and easy to position
- Hollow core allows for electrical to be run through the post
- Available in a primed and paint ready SPF, and a raw Western Red Cedar
- Fully structural with load tables that can be designed into structural support posts

OSB PANELS



Item	Dimension	Type	Unit Size	Typical MFR
<i>1/4"</i>	<i>4 x 8</i>	<i>OSB</i>	<i>136</i>	<i>Tolko</i>
<i>7/16"</i>	<i>4 x 8</i>	<i>OSB</i>	<i>84</i>	<i>Weyco</i>
<i>7/16"</i>	<i>4 x 8</i>	<i>OSB</i>	<i>78</i>	<i>Martco</i>
<i>7/16"</i>	<i>4 x 8</i>	<i>RBS</i>	<i>78</i>	<i>Weyco</i>
<i>7/16"</i>	<i>4 x 9</i>	<i>Oversize</i>	<i>82</i>	<i>Martco</i>
<i>7/16"</i>	<i>4 x 10</i>	<i>Oversize</i>	<i>87</i>	<i>Martco</i>
<i>15/32"</i>	<i>4 x 8</i>	<i>OSB</i>	<i>74</i>	<i>Martco</i>
<i>15/32"</i>	<i>4 x 9</i>	<i>Struc 1</i>	<i>74</i>	<i>Martco</i>
<i>15/32"</i>	<i>4 x 9</i>	<i>Oversize</i>	<i>74</i>	<i>Martco</i>
<i>15/32"</i>	<i>4 x 10</i>	<i>Struc 1</i>	<i>74</i>	<i>Martco</i>
<i>15/32"</i>	<i>4 x 10</i>	<i>Oversize</i>	<i>76</i>	<i>Martco</i>
<i>15/32"</i>	<i>4 x 8</i>	<i>Struc 1</i>	<i>76</i>	<i>Martco</i>
<i>19/32"</i>	<i>4 x 8</i>	<i>OSB</i>	<i>63</i>	<i>Weyco</i>
<i>19/32"</i>	<i>4 x 8</i>	<i>T & G</i>	<i>57</i>	<i>Weyco</i>
<i>23/32"</i>	<i>4 x 8</i>	<i>Sq Edge</i>	<i>48</i>	<i>Weyco</i>
<i>23/32"</i>	<i>4 x 8</i>	<i>T & G</i>	<i>48</i>	<i>Weyco</i>
<i>23/32"</i>	<i>4 x 8</i>	<i>T & G</i>	<i>48</i>	<i>Weyco</i>
<i>7/8"</i>	<i>4 x 8</i>	<i>T & G</i>	<i>39</i>	<i>Weyco</i>
<i>1-1/8"</i>	<i>4 x 8</i>	<i>T & G</i>	<i>29</i>	<i>Weyco</i>

LP LEGACY® PREMIUM SUB-FLOORING




Available Sizes:

Item	Panel Size	Unit Size	Warranty
3/4"	4 x 8	136	Unlimited Day No Sand
1 1/8"	4 x 8	84	Unlimited Day No Sand

Features & Benefits:

- LP Legacy® Premium Sub-Flooring is a super durable, premium, strand-based composite wood panel designed for demanding sub-floor applications.
- APA-verified to have exceptional stiffness and strength.
- Each wood strand is coated with a water-resistant adhesive that uses Gorilla Glue Technology® for exceptional stiffness and moisture resistance.
- Only LP Legacy sub-flooring offers our Covered Until It's Covered® no-sand warranty—plus a Lifetime Limited Warranty that lasts as long as the home.
- High panel density and superior stiffness provide optimum fastener holding strength for a quieter sub-floor.

LP TOPNOTCH 350®



LP TopNotch® 350
DURABLE SUB-FLOORING

LP® TopNotch® 350 Series
50 YEAR
TRANSFERABLE
LIMITED WARRANTY

 SUSTAINABLE
FORESTRY
INITIATIVE
SFI-00003

Available Sizes:

Item	Panel Size	Unit Size	Warranty
3/4"	4 x 8	43	200 Day No Sand

Features & Benefits:

- Unique RainChannel® Notch System
- Strength, Stiffness and Moisture Resistance at a great price
- Easy Self-Spacing Tongue-And-Groove Design
- 200-Day "No-Sand" Warranty
- 50-Year Transferable Limited Warranty



RainChannel® self-draining notch system

LP WEATHERLOGIC®



Available Sizes:

Item	Panel Size	Unit Size	Warranty
7/16"	4 x 8	69	30-Year Limited
7/16"	4 x 9	69	30-Year Limited
7/16"	4 x 10	69	30-Year Limited

Features & Benefits:

- Structural I Sheathing
- Can be used for both roof and wall applications for greater versatility
- Available in 4-foot nominal widths and 8-, 9-, or 10-foot lengths
- Seam & Flashing tape is available in 3.75-inch and 6-inch widths; squeegees offer ease of installation and come with every box
- 30-Year Limited Warranty is one of the longest in the industry
- Recognized as carbon negative by ASTM in 2023

****TRANSFER ITEM****

MDO & HDO PLYWOOD



Available Sizes:

Item	Thickness	Panel Size	Unit Size	Species
<i>1/2" MDO 1 Side</i>	<i>15/32"</i>	<i>4' x 8'</i>	<i>66</i>	<i>Douglas Fir</i>
<i>3/4" MDO 1 Side</i>	<i>23/32"</i>	<i>4' x 8'</i>	<i>44</i>	<i>Douglas Fir</i>
<i>1/2" HDO 1 Side</i>	<i>15/32"</i>	<i>4' x 8'</i>	<i>66</i>	<i>Douglas Fir</i>
<i>3/4" HDO 1 Side</i>	<i>23/32"</i>	<i>4' x 8'</i>	<i>44</i>	<i>Douglas Fir</i>

Features & Benefits

- MDO panels have a cardboard-like fiber overlay that takes paint exceptionally well
- MDO panels are commonly used for exterior signs
- HDO panels have an extremely tough and durable resin-impregnated fiber face
- HDO panels are excellent for concrete forming and industrial applications with frequent chemical or gas contact
- All MDO and HDO panels contain 100% water-resistant adhesives

YELLOW PINE PLYWOOD



Available Sizes:

Item	Thickness	Size	Unit Size	Species
* 3/8" PRS	11/32"	4' x 8'	90	Yellow Pine
* 1/2" PRS 4-Ply	19/32"	4' x 8'	70	Yellow Pine
* 5/8" PRS 4-Ply	19/32"	4' x 8'	56	Yellow Pine
* 3/4" PRS	19/32"	4' x 8'	46	Yellow Pine
* 3/4" Sturd-I-Floor T&G	19/32"	4' x 8'	48	Yellow Pine
* 1/2" PRS Struc 1	15/32"	4' x 8'	70	Yellow Pine
* 5/8" PRS Struc 1	19/32"	4' x 8'	56	Yellow Pine
* 3/4" PRS Struc 1	19/32"	4' x 8'	56	Yellow Pine
3/4" BBOES Plyform	23/32"	4' x 8'	50	Import Pine

*TRANSFER ITEM

Features & Benefits:

- Premium mill quality
- GP, Hunt, and Weyerhaeuser stock
- Mill direct quotes available

SANDED PLYWOOD

AC Radiata



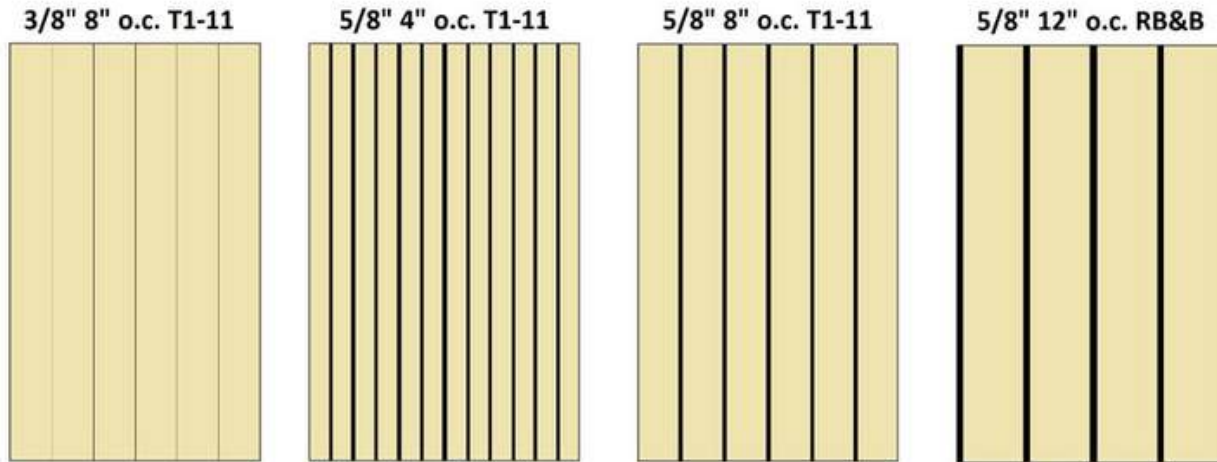
Available Sizes:

<i>1/4" AC Radiata</i> <i>*Special Order*</i>	<i>1/4"</i>	<i>4' x 8'</i>	<i>160</i>	<i>Radiata Pine</i>	<i>AC</i>
<i>3/8" AC Radiata</i>	<i>11/32"</i>	<i>4' x 8'</i>	<i>108</i>	<i>Radiata Pine</i>	<i>AC</i>
<i>1/2" AC Radiata</i>	<i>15/32"</i>	<i>4' x 8'</i>	<i>80</i>	<i>Radiata Pine</i>	<i>AC</i>
<i>5/8" AC Radiata</i>	<i>19/32"</i>	<i>4' x 8'</i>	<i>65</i>	<i>Radiata Pine</i>	<i>AC</i>
<i>3/4" AC Radiata</i>	<i>23/32"</i>	<i>4' x 8'</i>	<i>49</i>	<i>Radiata Pine</i>	<i>AC</i>
<i>1" AC Radiata</i> <i>*Special Order*</i>	<i>31/32"</i>	<i>4' x 8'</i>	<i>39</i>	<i>Radiata Pine</i>	<i>AC</i>

Features & Benefits:

- Excellent for painting and finished work like cabinetry and shelving
- Available in less than unit quantities

PINE PLYWOOD SIDING



Available Sizes:

Item	Thickness	Size	Unit Size	Species	Grade
<i>3/8" 2" o.c. Beadboard</i>	<i>11/32"</i>	<i>4' x 8'</i>	<i>108</i>	<i>Radiata Pine</i>	<i>Premium</i>
<i>5/8" 4" o.c. T1-11</i>	<i>19/32"</i>	<i>4' x 8'</i>	<i>29</i>	<i>Pine</i>	<i>Premium</i>
<i>5/8" 8" o.c. T1-11</i>	<i>19/32"</i>	<i>4' x 8'</i>	<i>29</i>	<i>Pine</i>	<i>Premium</i>
<i>5/8" 12" o.c. RB&B</i>	<i>19/32"</i>	<i>4' x 8'</i>	<i>29</i>	<i>Pine</i>	<i>Premium</i>

Features & Benefits:

- Easy to install shiplap panels
- Fully approved for exterior siding
- Available in premium grade, and less than unit quantities
- Premium will have six repair patches or less and be both painted or stained

PRESSURE TREATED PLYWOOD



Available Sizes:

Item	Actual Thickness	Panel Size	Unit Size
<i>1/2" Treated</i>	<i>15/32"</i>	<i>4' x 8'</i>	<i>70</i>
<i>5/8" Treated</i>	<i>19/32"</i>	<i>4' x 8'</i>	<i>58</i>
<i>3/4" Treated</i>	<i>23/32"</i>	<i>4' x 8'</i>	<i>46</i>
<i>3/4" T&G</i>	<i>23/32"</i>	<i>4' x 8'</i>	<i>46</i>

Features & Benefits:

- Prevents rot and decay
- Excellent for exterior or moist and damp applications
- Available in less than unit quantities

FIRE TREATED PLYWOOD



PYRO-GUARD®

EXTERIOR FIRE-X®

Available Sizes:

Item	Application	Panel Size	Treatment	Edge Profile
1/2" PRS	Interior	4' x 8'	Fire-Retardant	Square Edge
5/8" PRS	Interior	4' x 8'	Fire-Retardant	Square Edge
3/4" PRS	Interior	4' x 8'	Fire-Retardant	Square Edge
3/4" AC	Interior	4' x 8'	Fire-Retardant	Square Edge
3/4" SIF T&G	Interior	4' x 8'	Fire-Retardant	Tongue & Groove

Features & Benefits:

- Fully pressure impregnated treatment, no top-coatings or false protection
- Class A Fire Treated
- When exposed to fire, non-combustible gas and water vapor are produced and a layer of protective char forms

TRANSFER ITEM

MDF PANELS



Available Sizes:

Item	Actual Size	Brand	Unit Size	Finish	Moisture Content
1/4" MDF	1/4" x 49" x 97"	Georgia Pacific (Southern)	96	Raw MDF	4-6%
1/2" MDF	1/2" x 49" x 97"	Georgia Pacific (Southern)	30	Raw MDF	4-6%
3/4" MDF	3/4" x 49" x 97"	Georgia Pacific (Southern)	32	Raw MDF	4-6%
11/16" MDF	11/16" x 49" x 97"	Georgia Pacific (Southern)	35	Raw MDF	4-6%
1" MDF	1" x 49" x 97"	Georgia Pacific (Southern)	29	Raw MDF	4-6%

Item	Actual Size	Brand	Unit Size	Finish	Moisture Content
11/16 MDF Strips	4 x 16	Georgia Pacific (Southern)	325	Raw MDF	4-6%
11/16 MDF Strips	6 x 16	Georgia Pacific (Southern)	200	Raw MDF	4-6%
11/16 MDF Strips	8 x 16	Georgia Pacific (Southern)	144	Raw MDF	4-6%
11/16 MDF Strips	12 x 16	Georgia Pacific (Southern)	100	Raw MDF	4-6%

Features & Benefits:

- Premium MDF panels manufactured to exacting standards
- Commonly used for furniture, cabinets, door parts, store fixtures, toys & musical instruments
- Can be routed, cut, and ripped to size
- Perfectly flat surface that takes paint extremely well

BOARDS AND PATTERN STOCK

We've developed a portfolio of high-quality boards and pattern stock that are well designed, affordable, and easy to sell.

The WynnWood Boards and Pattern Stock Advantage

- Premium Canadian ESLP that supersedes standard #2 grading rules
- A 1/16th micro-eased edge on all S4S boards, and the highest quality finish of any board or pattern stock in North America
- Convenient unit sizes and excellent packaging and sub-bundling
- The widest mix of available product and pattern for any conceivable project



Boards

- Premium #2 Canfor Wynnwood Premier
- Clear Finger Jointed Double Primed Radiata Pine



Nickel Gap/V-Groove


- Premium #2 WynnWood Premier
- Clear Finger Jointed Double Primed Radiata Pine



Carsiding

- Premium #2 WynnWood Premier

CANFOR WYNNWOOD BOARDS



WYNNWOOD CLASSIC

SPECIES: SPF GRADE STAMP: NONE

MOISTURE RATING: KD-HT

THIS IS OUR HIGH LINE #3 GRADE.

WHEN COMPARED TO NLGA #3, WYNNWOOD CLASSIC HAS:

50% LESS WANE

50% LESS SKIP

50% LESS SPLIT



Available Sizes:

Item	Length	Grade	Finish	Species
1 x 4	8' - 16'	Classic	S4S Eased Edge	ESLP
1 x 6	8' - 16'	Classic	S4S Eased Edge	ESLP
1 x 8	8' - 16'	Classic	S4S Eased Edge	ESLP
1 x 10	8' - 16'	Classic	S4S Eased Edge	ESLP
1 x 12	8' - 16'	Classic	S4S Eased Edge	ESLP

Features & Benefits:

- The highest quality finish of any board in North America
- Engelmann Spruce and Lodgepole Pine mix; small and limited knot structure
- Supersedes NLGA or WWPA grades with 50% less wane, almost no blue stain and strict limits on end splits.
- Micro-eased 1/16th-inch radius edge
- All boards are end waxed and stamped KDHT

PRIMED FINGER JOINT RADIATA PINE



Available Sizes:

Item	Actual Size	Lengths	Unit Size	Species	Grade	Finish
1x4 S4S	0.75" x 3.5"	16'	228 PCS	Radiata Pine	Clear FJ	Double Primed
1x6 S4S	0.75" x 5.5"	16'	133 PCS	Radiata Pine	Clear FJ	Double Primed
1x8 S4S	0.75" x 7.25"	16'	114 PCS	Radiata Pine	Clear FJ	Double Primed
1x12 S4S	0.75" x 11.25"	16'	76 PCS	Radiata Pine	Clear FJ	Double Primed

Features & Benefits:

- Imported Chilean Radiata Pine
- 100% clear finger-jointed blocks
- Double primed boards featuring oil based first coat and acrylic latex second coat
- Excellent for interior trim
- One year warranty on primer, 10 year on substrate glue

MELAMINE SHELVING



Available Sizes:

Item	Thickness	Unit Size
11.25" x 12' Melamine Shelving	3/4"	48
15.25" x 12' Melamine Shelving	3/4"	36
23.25" x 12' Melamine Shelving	3/4"	34

****Thermally Fused Laminate, Particleboard Core, Good 2 side, square edge band.****

Applications:

- Commercial shelving
- Display systems
- Cabinets
- Furniture
- Shelving brackets

#2 YELLOW PINE 1X BOARDS



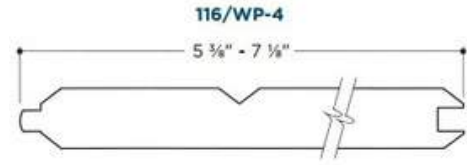
Available Sizes:

Item	Unit Size	Lengths	#2 YP
1 x 4 Boards	394	16'	✓
1 x 6 Boards	256	16'	✓
1 x 6 Carsiding	256	12' & 16'	✓
1 x 8 Boards	192	16'	✓

Features & Benefits:

- Cost-effective alternative to other species
- Yellow pine lumber sourced from local suppliers within the region

WP4/116 CARSIDING

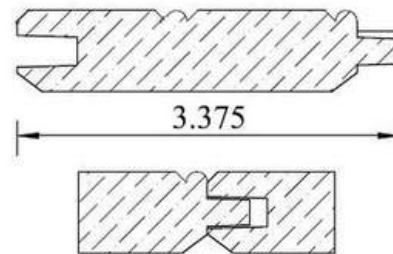


Available Sizes:

Item	Lengths	Unit Size	Exposure	Coverage	Grade	Pattern
1x6 Carsiding	8' - 16'	180	5"	240 LF/SQ	#2 Premier	WP4/116
1x8 Carsiding	8' - 16'	140	6.75"	180 LF/SQ	#2 Premier	WP4/116

SPECIAL ORDER

PINE BEADED CEILING



Available Sizes:

Item	Lengths	Unit Size	Exposure	Coverage	Grade	Pattern
1x4 Beaded	12' & 16'	280	3"	400 LF/SQ	#2 Premier	E&CB/WP4


NICKEL GAP SHIPLAP



1x6 Shiplap

5" Exposure

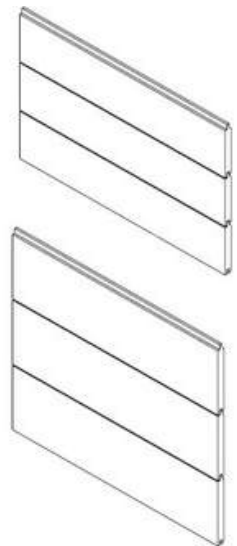

240 LF per 100 square feet



1x8 Shiplap

6 3/4" Exposure

180 LF per 100 square feet



Available Sizes:

Item	Lengths	Unit Size	Exposure	Coverage	Grade	Finish
<i>1x6 Primed Nickel Gap</i>	16'	63	5"	240 LF/SQ	Clear FJ Radiata	Double Primed
<i>1x8 Primed Nickel Gap</i>	16'	45	6.75"	180 LF/SQ	Clear FJ Radiata	Double Primed
<i>1x6 Raw Pine Nickel Gap</i>	8' - 16'	180	5"	240 LF/SQ	#2 Premier	Raw Pine
<i>1x8 Raw Pine Nickel Gap</i>	8' - 16'	140	6.75"	180 LF/SQ	#2 Premier	Raw Pine

Features & Benefits:

- Raw Pine product is a #2 White Pine; can be stained, whitewashed, or painted
- Clear primed product is a double primed finger jointed Radiata Pine

TRANSFER ITEM

WOODTONE PRE-FINISHED WALL & CEILING




V-GROOVE

A classic v-joint tongue and groove wood paneling profile.



Available Sizes:


Item	SKU	Actual Size	Lengths	Coverage	Species
1x6 V-Groove Pre-Finished	WT1616V__	3/4" x 5-1/2"	16'	240 LF/SQ	#2 Prem ESLP



AMERICAN NUT
BROWN



ENGLISH PORTER



SMOKEY BOURBON



TEXAS HONEY
BROWN

Features & Benefits:

- Pre-stained material making for a streamlined and efficient install
- Premium #2 ESLP knotty substrate
- End-matched and all 16' lengths
- Intended for interior or protected exterior applications

WESTERN RED CEDAR



Cedar is in our DNA, and we focus only on sourcing high-quality material from the best manufacturers in the world.

Factors we look for are:

Fiber Quality – We stock premium coastal Western Red Cedar

Color – The darker and richer, the better

Texture & Grain – We want to showcase the natural beauty of Cedar

Assortment – We have the deepest inventory of on-ground Cedar

OUR PROUD PARTNER:



TRANSFER ITEM

5/4 X 6 WESTERN RED CEDAR DECKING



Available Sizes:

Item	Actual Size	Lengths	Species Grade
5/4 x 6 Cedar	1-1/32" x 5-1/2"	8' - 20'	Western Red Cedar Architectural Knotty

Features & Benefits:

- Roughly 25% less than 2x6 Cedar decking
- Contains natural oils and resins that make it resistant to rot, decay, and insects
- All knots are sound and tight
- Maximum knot size = 2 3/4

CEDAR BOARDS



Available Sizes:

Item	Actual Size	Lengths	Finish	Grade
1x4	3/4" x 3-9/16"	8' -20'	Smooth/Rough	Appearance
1x6	3/4" x 5-9/16"	8' -20'	Smooth/Rough	Appearance
1x8	3/4" x 7-3/8"	8' -20'	Smooth/Rough	Appearance
1x12	3/4" x 11-3/8"	8' -20'	Smooth/Rough	Appearance

Features & Benefits:

- True Western Red Cedar milled in British Columbia
- Appearance Grade no-hole knotty boards; straight, uniform grain and even texture
- "No Prior Select" meaning that grades are *not pulled out* during production
- S1S2E (smooth one side, two edges)

CEDAR TIMBERS



Available Sizes:

Item	Actual Size	Lengths	Grade	KD/Green
4 x 4 Rough	3-9/16" x 3-9/16"	8', 10', 12'	Appearance Grade	Green
4 x 6 Rough	4" x 6"	8' - 20'	Appearance Grade	Green
4 x 8 Rough	4" x 8"	8' - 20'	Appearance Grade	Green
4 x 10 Rough	4" x 10"	8' - 20'	Appearance Grade	Green
4 x 12 Rough	4" x 12"	8' - 20'	Appearance Grade	Green
6 x 6 Rough	6" x 6"	8' - 20'	Appearance Grade	Green
6 x 8 Rough	6" x 8"	8' - 20'	Appearance Grade	Green
8 x 8 Rough	8" x 8"	8' - 20'	Appearance Grade	Green
8 x 12 Rough	8" x 12"	8' - 20'	Appearance Grade	Green
4 x 4 Smooth	3-1/4" x 3-1/4"	8', 10', 12'	Appearance Grade	Green
6 x 6 Smooth	5-1/2" x 5-1/2"	8' - 20'	Appearance Grade	Green

Features & Benefits:

- Premium coastal Western Red Cedar milled in British Columbia
- Appearance grade no hole knotty cedar with four square edges
- Great for both interior appearance applications, and exterior structural posts/beams

CEDAR DIMENSIONAL



Available Sizes:

Item	Actual Size	Length	KD/Green	Grade
2x2 Smooth	1-9/16" x 1-9/16"	3', 4', 8'	Green	Appearance Grade
2x4 Smooth	1-9/16" x 3-9/16"	8' - 20'	Green	Appearance Grade
2x6 Smooth	1-9/16" x 5-9/16"	8' - 20'	Green	Appearance Grade
2x8 Smooth	1-9/16" x 7-3/8"	8' - 20'	Green	Appearance Grade
2x10 Smooth	1-9/16" x 9-3/8"	8' - 20'	Green	Appearance Grade
2x12 Smooth	1-9/16" x 11-3/8"	8' - 20'	Green	Appearance Grade
2x4 Rough	1-3/4" x 3-3/4"	8' - 20'	Green	Appearance Grade
2x6 Rough	1-3/4" x 5-3/4"	8' - 20'	Green	Appearance Grade
2x8 Rough	1-3/4" x 7-3/4"	8' - 20'	Green	Appearance Grade
2x10 Rough	1-3/4" x 9-3/4"	8' - 20'	Green	Appearance Grade
2x12 Rough	1-3/4" x 11-3/4"	8' - 20'	Green	Appearance Grade

Features & Benefits:

- Premium coastal Western Red Cedar milled in British Columbia
- All Cedar is a no-hole knotty appearance grade with extremely limited wane
- Rough cedar is a full rough cut and run through a rougher header for a high-quality appearance

****TRANSFER ITEM****

CEDAR DOG EAR FENCING



Available Sizes:

Item	SKU	Actual Size	Finish	Unit Size	Species
<i>3/4" x 4' Dog Ear</i>	<i>144CDE</i>	<i>3/4" x 3-1/2" x 4'</i>	<i>Rough/Rough</i>	<i>450</i>	<i>Western Red Cedar</i>
<i>3/4" x 6' Dog Ear</i>	<i>166CF</i>	<i>3/4" x 5-1/2" x 6'</i>	<i>Rough/Rough</i>	<i>256</i>	<i>Western Red Cedar</i>

Features & Benefits:

- Contains natural oils and resins that make it resistant to rot and decay
- Tall and Dog Eared Trimmed
- Full 3/4" thick fencing is extremely durable and stout - excellent for backyards with kids and kicked soccer balls and toys

MODERN HORIZONTAL CEDAR FENCING



Available Sizes:


Item	Size	Species	Qty per 8' Section
<i>Line Post</i>	<i>4x4x8</i>	<i>Western Red Cedar</i>	<i>1 piece</i>
<i>Middle Support Post</i>	<i>2x4x8</i>	<i>Western Red Cedar</i>	<i>1 piece</i>
<i>Horizontal Boards</i>	<i>1x6x8</i>	<i>Western Red Cedar</i>	<i>13 pieces</i>
<i>Top Cap (optional)</i>	<i>1x6x8</i>	<i>Western Red Cedar</i>	<i>1 piece</i>
<i>Fascia (optional)</i>	<i>1x4x8</i>	<i>Western Red Cedar</i>	<i>1 piece</i>

Features & Benefits:

- Creates a modern and sophisticated look, perfect for restaurants and patios
- Long lasting, easy to maintain, and fast installation

****TRANSFER ITEM****

PRIMED CEDAR BEVEL SIDING



Available Sizes:

Item	Actual Size	Lengths	Exposure	Finish	Grade	Seasoning
<i>1/2" x 6" Primed Bevel</i>	<i>1/2" x 5-3/8"</i>	<i>16'</i>	<i>4"</i>	<i>Primed</i>	<i>Clear VG FJ</i>	<i>Kiln Dried</i>

Features & Benefits:

- Cedar bevel siding in prime 16' lengths
- Pre-primed and ready to paint
- Fully reversible, rough-sawn face, smooth backside
- Lightweight and easy to install

****TRANSFER ITEM****

CEDAR BEVEL SIDING

Clear



Knotty



Available Sizes:

Item	Exposure	Coverage	Lengths	Kiln Dried	Grade
<i>1/2" x 6" Clear</i>	<i>4"</i>	<i>300 LF/SQ</i>	<i>3' - 20' R/L</i>	<i>Yes</i>	<i>Clear</i>
<i>1/2" x 8" Clear</i>	<i>6"</i>	<i>200 LF/SQ</i>	<i>3' - 20' R/L</i>	<i>Yes</i>	<i>Clear</i>
<i>1 1/16" x 8" Knotty</i>	<i>6"</i>	<i>200 LF/SQ</i>	<i>8' - 20'</i>	<i>Yes</i>	<i>Arch. Knotty</i>

Features & Benefits:

- Premium coastal Western Red Cedar siding milled in British Columbia
- Contains natural oils and resins that make it resistant to rot, decay, and insects
- Kiln dried, lightweight, and easy to work with

TRANSFER ITEM
CEDAR V-JOINT SIDING



Available Sizes:

Item	Actual Size	Finish	Coverage	Lengths	KD/Green	Grade
1x6 V-Joint	11/16" x 5-3/8"	Smooth/Rough	240 LF/SQ	8' - 20'	KD	Architect Knotty

TRANSFER ITEM
CEDAR CHANNEL SIDING

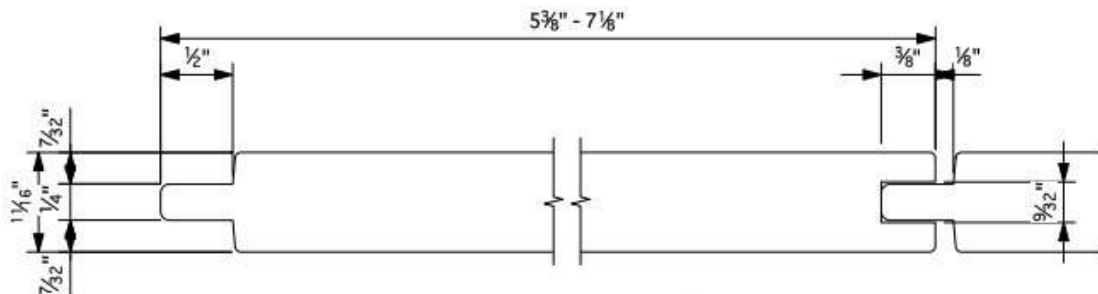


Available Sizes:

Item	Exposure	Finish	Coverage	Lengths	KD/Green	Grade
1x8 Channel	6-1/4"	Rough	195 LF/SQ	8' - 20'	KD	Architect Knotty

TRANSFER ITEM

CEDAR NICKEL GAP



Elite Fineline (1/8th Gap) Paneling

Available Sizes:

Item	Lengths	Exposure	Coverage	Finish	Species
<i>1x6 Fineline</i>	<i>8' - 16'</i>	<i>5"</i>	<i>240 LF/SQ</i>	<i>Smooth/Rough</i>	<i>Western Red Cedar</i>
<i>1x8 Fineline</i>	<i>8' - 16'</i>	<i>6-3/4"</i>	<i>180 LF/SQ</i>	<i>Smooth/Rough</i>	<i>Western Red Cedar</i>

Features & Benefits:

- Modern tongue & groove profile with a built-in 1/8" nickel gap
- Premium coastal Western Red Cedar
- Reversible product with a rough sawn face and smooth back

****TRANSFER ITEM****

WAVY EDGE CEDAR SIDING



Available Sizes:

Item	Actual Dimension	Lengths	Exposure	Coverage
1x10 Wavy Edge	15/16" x 10"	8' -16'	7.5"	160 LF/SQ

Features & Benefits:

- Coastal Western Red Cedar milled in British Columbia
- Tight-knot appearance grade
- Natural and variable wavy edge for an authentic rustic look

SPECIAL ORDER

FIR PORCH FLOORING



Available Sizes:

Item	SKU	Actual Size	Lengths	Unit Size	Coverage	Grade
<i>1 x 4 T&G Fir Flooring</i>	<i>14FFCBPL</i>	<i>23/32" x 3-1/8"</i>	<i>8' - 16' Evens</i>	<i>3000 LF</i>	<i>400 LF/SQ</i>	<i>C&btr Mixed Grain</i>
<i>1 x 4 T&G VG Fir Flooring</i>	<i>14FFCBV</i>	<i>23/32" x 3-1/8"</i>	<i>6' - 16' Random</i>	<i>3000 LF</i>	<i>400 LF/SQ</i>	<i>C&Btr Vertical Grain</i>
<i>1 x 4 T&G Fir Flooring Pulled To Length</i>	<i>14_FFCBPL</i>	<i>23/32" x 3-1/8"</i>	<i>8', 10', 12'</i>	<i>-</i>	<i>400 LF/SQ</i>	<i>C&btr Mixed Grain</i>

Features & Benefits:

- 100% premium clear Douglas Fir that Historically matches traditional porch flooring
- Mixed grain and vertical grain options
- Available in a random length mix, or 8' – 12' specified lengths
- 400 lineal feet per 100 square feet of coverage

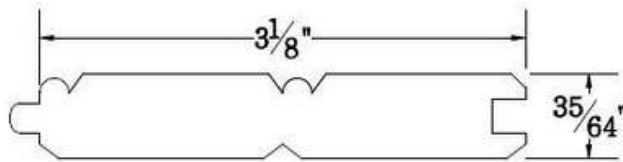
SPECIAL ORDER

FIR BEADED CEILING



Available Sizes:

Item	SKU	Actual Size	Lengths	Unit Size	Coverage	Grade
1 x 4 Fir Beaded R/L	14FCCB	5/8" x 3-1/8"	6' - 20' R/L	3700 LF	400 LF/SQ	C&btr Mixed Grain
1 x 4 Fir Beaded Specified	14_FCCB	5/8" x 3-1/8"	8', 12'	-	400 LF/SQ	C&btr Mixed Grain



Features & Benefits:

- 100% premium clear Douglas Fir
- Mixed grain C&btr stain grade
- Available in a random length mix, or 8' or 12' specified lengths
- 400 lineal feet per 100 square feet of coverage

TRANSFER ITEM

T&G ROOF DECKING



Available Sizes:

Item	Lengths	Profile	Exposure	Coverage	Species	Grade
2x6 T&G Fir	12', 16', 20'	T&G WP4	4-7/8"	246 LF/SQ	Fir & Larch	Select

Features & Benefits:

- Great for roof decking, loft floors, and outdoor patios
- Face coverage = 4-7/8", so factor 246 LF per square
- Premium Select grade for appearance and strength. Beautiful color, grain, and knot structure.
- Simple span of 6'-8' is easily achievable, but always check with local designs and load factors

DECKORATORS DECKING - VENTURE

A wood-plastic composite deck board that offers the best combination of value and performance. Venture Decking features a natural woodgrain in two colors Saltwater (gray) and Sandbar (brown).

Available Sizes:

Line	Type	Item	Actual Size	Unit Size	<div>25 YEAR STRUCTURAL</div> <div>25 YEAR STAIN & FADE</div> <div>25 YEAR REMOVAL & REPLACEMENT</div> <div>LIMITED WARRANTY</div>
Venture	Grooved Deck Board	5/4 x 6 x 12' Grooved	15/16" x 5-1/2" x 12'	48	
Venture	Grooved Deck Board	5/4 x 6 x 16' Grooved	15/16" x 5-1/2" x 16'	48	
Venture	Grooved Deck Board	5/4 x 6 x 20' Grooved	15/16" x 5-1/2" x 20'	48	
Venture	Solid Deck Board	5/4 x 6 x 16' Solid	15/16" x 5-1/2" x 16'	48	
Venture	Solid Deck Board	5/4 x 6 x 20' Solid	15/16" x 5-1/2" x 20'	48	
Venture	Fascia	1 x 12 x 12' Fascia	1/2" x 11-1/4" x 12'	40	

Available Colors:



Available Profiles:

Grooved-Edge



Solid-Edge



Features & Benefits:

- Scratch-resistant polyethylene cap with a strong, dense composite core
- Capped on three sides and through the groove
- Fluted backside; lightweight and easy to maneuver and position
- Easy to clean with soap and water, and resistant to rot, mold, and scratches
- Spans 16" on-center
- Backed by a 25-year limited warranty: 25-year Structural, 25-year Stain & Fade, and 25- year Limited Removal & Replacement Warranty

TRANSFER ITEM


DECKORATORS DECKING - VISTA

A wood-plastic composite deck board with the look of exotic hardwoods without the maintenance. Deckorators Vista Line comes in four different colors Driftwood, Silverwood, Ironwood, and Dunewood.

Available Sizes:

Line	Type	Item	Actual Size	Unit Size	<div>25 YEAR STRUCTURAL</div> <div>25 YEAR STAIN & FADE</div> <div>25 YEAR REMOVAL & REPLACEMENT</div> <div>LIMITED WARRANTY</div>
Vista	Grooved Deck Board	5/4 x 6 x 12' Grooved	7/8" x 5-1/2" x 12'	48	
Vista	Grooved Deck Board	5/4 x 6 x 16' Grooved	7/8" x 5-1/2" x 16'	48	
Vista	Grooved Deck Board	5/4 x 6 x 20' Grooved	7/8" x 5-1/2" x 20'	48	
Vista	Solid Deck Board	5/4 x 6 x 16' Solid	7/8" x 5-1/2" x 16'	48	
Vista	Solid Deck Board	5/4 x 6 x 20' Solid	7/8" x 5-1/2" x 20'	48	
Vista	Riser	1 x 8 x 12' Riser	1/2" x 8" x 12'	40	
Vista	Fascia	1 x 12 x 12' Fascia	1/2" x 11-1/4" x 12'	40	

Available Colors:



Available Profiles:

Grooved-Edge



Solid-Edge



Features & Benefits:

- Now manufactured with Enhanced Traction for increased slip resistance
- Scratch-resistant cap with a strong, dense composite core
- Excellent value; works for a wide range of budgets and home styles
- Multi-tone colors for an authentic and real wood-like look
- Industry-leading warranty: 25-year Structural, 25-year Stain & Fade, and 25-year Removal & Replacement

TRANSFER ITEM


DECKORATORS DECKING - VAULT

Vault mineral-based composite decking. Made with patented Surestone™ technology, Vault decking provides a perfect lightweight decking surface for your backyard deck, four-season room, or pool deck.

Available Sizes:

Line	Type	Item	Actual Size	Unit Size	<div>50 YEAR STRUCTURAL</div> <div>25 YEAR STAIN & FADE</div> <div>25 YEAR REMOVAL & REPLACEMENT</div> <div>LIMITED WARRANTY</div>
Vault	Grooved Deck Board	5/4 x 6 x 12' Grooved	7/8" x 5-1/2" x 12'	48	
Vault	Grooved Deck Board	5/4 x 6 x 16' Grooved	7/8" x 5-1/2" x 16'	48	
Vault	Grooved Deck Board	5/4 x 6 x 20' Grooved	7/8" x 5-1/2" x 20'	48	
Vault	Solid Deck Board	5/4 x 6 x 16' Solid	7/8" x 5-1/2" x 16'	48	
Vault	Solid Deck Board	5/4 x 6 x 20' Solid	7/8" x 5-1/2" x 20'	48	
Vault	Riser	1 x 8 x 12' Riser	1/2" x 8" x 12'	40	
Vault	Fascia	1 x 12 x 12' Fascia	1/2" x 11-1/4" x 12'	40	

Available Colors:



Available Profiles:

Grooved-Edge



Solid-Edge



Features & Benefits:

- Offers the industry's best strength-to-weight ratio
- 35% lighter than other traditional PVC composite deck boards
- Won't splinter, sag, chalk, or crack
- Flat grain variegation provides a comfortable feel and classic look
- Can be used as residential cladding
- Industry-leading warranty: 50-year Structural, 25-year Stain & Fade, and 25-year Removal & Replacement

TRANSFER ITEM

DECKORATORS DECKING - VOYAGE

A mineral-based composite technology line, which provides the industry's best strength-to-weight ratio. Featuring a fiber-like structure similar to wood, Voyage has unmatched strength that is nearly 35% lighter than traditional composites and similar in weight to PVC.

Available Sizes:

Line	Type	Item	Actual Size	Unit Size
Voyage	Grooved Deck Board	5/4 x 6 x 12' Grooved	7/8" x 5-1/2" x 12'	48
Voyage	Grooved Deck Board	5/4 x 6 x 16' Grooved	7/8" x 5-1/2" x 16'	48
Voyage	Grooved Deck Board	5/4 x 6 x 20' Grooved	7/8" x 5-1/2" x 20'	48
Voyage	Solid Deck Board	5/4 x 6 x 16' Solid	7/8" x 5-1/2" x 16'	48
Voyage	Solid Deck Board	5/4 x 6 x 20' Solid	7/8" x 5-1/2" x 20'	48
Voyage	Riser	1 x 8 x 12' Riser	7/16" x 8" x 12'	40
Voyage	Fascia	1 x 12 x 12' Fascia	7/16" x 11-1/4" x 12'	40
Voyage	Dark Slate Accent Board	5/4 x 6 x 21' Solid	7/8" x 5-1/2" x 21'	48
Voyage	Dark Slate Accent Riser	1 x 8 x 12' Riser	7/16" x 8" x 12'	40
Voyage	Dark Slate Accent Fascia	1 x 12 x 12' Fascia	7/16" x 11-1/4" x 12'	40



Available Colors:



Available Profiles:

Grooved-Edge



Solid-Edge



Features & Benefits:

- Mineral Based Composite technology
- Virtually zero thermal expansion and contraction
- Incredible strength and durability; virtually impossible to crack and break
- Lightweight easy to work with and install; 35% lighter than traditional wood plastic composites
- Approved for ground contact and water installation
- Won't splinter, sag, chalk, or crack
- Stain and fade-resistant cap stock
- Can be used as residential and commercial cladding

DECKORATORS DECKING - VOYAGE

SIGNIFICANT SELLING POINTS

Available with Varied Plank Widths:



Dark Slate Picture Frame Deck Boards:



Approved for Water Installation:



TRANSFER ITEM

DECKORATORS ALX CONTEMPORARY RAILING

Pre-assembled railing with a sleek and modern appearance, with a beautiful powder-coated finish. This deck railing is engineered to resist scratches while enduring humidity and weather changes without corroding.



- Welded panels for strength and ease of installation
- 6' & 8' on-center lengths when installing with 2-1/2" posts'
- 6' & 8' adjustable stair rail panels
- Square balusters

Available in:



Textured
Black



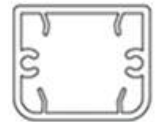
Textured
White



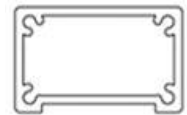
Textured
Bronze



Textured
Weathered
Brown



Bottom Rail Profile



Top Rail Profile

ALX Contemporary Railing

A pre-assembled and welded aluminum railing system

Posts Kits

Each post kit includes (1) Powder coated aluminum post, welded to (1) aluminum post base, (1) powder coated post base trim, (1) powder coated post cap and skirt, and leveling plates and screws. Standard 2.5" post bases measure 5" x 5"; oversized 4" post bases measure 6.5" x 6.5".

Section	SKU	Actual Size	Item	Unit Size
Rail Posts	D39TBLKPK	2-1/2" x 2-1/2" x 39" Tall	Square Black 39" Post Kit For Railing Section	42
Stair Posts	D49TBLKPK	2-1/2" x 2-1/2" x 49" Tall	Square Black 49" Post Kit For Stair Section	42
4x4 Rail Posts	D4439TBLKPK	4" x 4" x 39" Tall	4x4 Square Black 39" Post Kit For Railing Section	25
4x4 Stair Posts	D4449TBLKPK	4" x 4" x 49" Tall	4x4 Square Black 49" Post Kit For Stair Section	25

Railing Kits

Section	SKU	Actual Size	Item	Unit Size
Each kit includes 1 pre-assembled welded 6' on center rail, using 2 68.5" long rails, and 15 30" rectangle balusters. Includes Brackets				
6' Railing	D6OCTBLK	6' o.c. Rail Section, 36" Tall	ALX Contemporary 6' Textured Black Rail	16
Each kit includes 1 pre-assembled welded 8' on center rail, using 2 92.5" long rails, and 20 30" rectangle balusters. Includes Brackets				
8' Railing	D8OCTBLK	8' o.c. Rail Section, 36" Tall	ALX Contemporary 8' Textured Black Rail	16

Rackable stairs. Each 6' railing kit includes one rackable and pre-assembled 6' rail section (two 72" rails, 15 35" balusters, and brackets)

6' Stair Railing	D6STOCTBLK	6' o.c. Rail Section, 36" Tall	ALX Contemporary 6' Textured Black Stair	16
Rackable stairs. Each 8' railing kit includes one rackable and pre-assembled 8' rail section (two 96" rails, 20 35" balusters, and brackets)				
8' Stair Railing	D8STOCTBLK	8' o.c. Rail Section, 36" Tall	ALX Contemporary 8' Textured Black Stair	16

Bracket Template

Rail Bracket Template can be used for both 2.5" x 2.5" and 4" x 4" posts. Also works for both 36" and 42" rail heights.

Section	SKU	Item	Unit Size
Rail Bracket Template	DALXCTEMP	ALX Contemporary Rail Bracket Template	1


Additional Brackets

Section	SKU	Item	Unit Size
Rail Brackets	DT2PBLK	2 Piece Top & Bottom Rail Bracket - Black	1
Stair Brackets	DTBLKSTR	Angle/Swivel Top & Bottom Stair Brackets - Black	1

TRANSFER ITEM

DECKORATORS CABLE RAILING

With Deckorators® Contemporary Cable Deck Railing, you can add a sleek, finished line to the edges of your deck, making your outdoor space safe and enjoyable year-round. Clean, minimalist lines without blocking the view.



- Powder-coated cable spacers match the top rail for a cohesive look
- 316 stainless-steel cable available in lengths from 5' to 50'
- Top rail available in 6' and 8' on-center lengths
- Pre-drilled line, corner, and end posts for 36" and 42" heights
- Rail, post, and cable kits sold individually



Top Rail Profile

Available: Special Order:



Textured
Black



Textured
White



Textured
Bronze



Textured
Weathered
Brown

Cable Railing

Low cost railing system with clean, minimalist lines without blocking the view

Posts Kits

Each post kit includes (1) Powder coated aluminum post, welded to (1) aluminum post base, (1) powder coated post base trim, (1) powder coated post cap and skirt, and leveling plates and screws. (10 Cable Holes)

Section	SKU	Actual Size	Item	Unit Size
Horizontal/Line	D39BLKLCRPK	2-1/2" x 2-1/2" x 39" Tall	Textured Black 39" Line Post Kit For Railing Section	42
Horizontal/End	D39BLKECRPK	2-1/2" x 2-1/2" x 39" Tall	Textured Black 39" End Post Kit For Railing Section	42
Horizontal/Corner	D39BLKCCRPK	2-1/2" x 2-1/2" x 39" Tall	Textured Black 39" Corner Post Kit For Railing Section	42
Stair Middle	D49BLKDTRMCPK	2-1/2" x 2-1/2" x 49" Tall	Textured Black 49" Post Kit For Stair Section	42
Stair Bottom	D49BLKSTRBCPK	2-1/2" x 2-1/2" x 49" Tall	Textured Black 49" Post Kit For Stair Section	42

Top Line Railing Kits

Section	SKU	Actual Size	Item	Unit Size
Cable Rail Rectangular - Top 36"x 6" O.C. (Includes 1 spacer with 10 drilled holes)				
Line Top Rail	D6CTRBLK	68.5" Rectangular	Textured Black Line Hardware Kit (1 rail with 2 brackets)	48
Cable Rail Rectangular - Top 36"x 8" O.C. (Includes 2 spacers with 10 drilled holes)				
Line Top Rail	D8CTRBLK	92.5" Rectangular	Textured Black Line Hardware Kit (1 rail with 2 brackets)	48

Top Stair Railing Kits

Cable Rail Rectangular - Stair Top 6' (Includes 1 stair spacer with 12 drilled holes, cut down for 36")				
Stair Top Rail	D6STRCBLK	72" Rectangular	Textured Black Stair Hardware Kit (1 rail with 2 brackets)	48
Cable Rail Rectangular - Stair Top 8' (Includes 2 stair spacers with 12 drilled holes, cut down for 36")				
Stair Top Rail	D8STRCMBLK	96" Rectangular	Textured Black Stair Hardware Kit (1 rail with 2 brackets)	48

Cable Rail Rope Hardware SS

Cable With Pre-Attached Threaded Stud (with 1 pull - lock fitting, cap, washers, and brass locknut)

Section	SKU	Actual Size	Item	Unit Size
Cable	D5CRRH	0.125" x 5'	Stainless Steel Cable With Pre-Attached Threaded Stud	1
Cable	D10CRRH	0.125" x 10'	Stainless Steel Cable With Pre-Attached Threaded Stud	1
Cable	D15CRRH	0.125" x 15'	Stainless Steel Cable With Pre-Attached Threaded Stud	1
Cable	D20CRRH	0.125" x 20'	Stainless Steel Cable With Pre-Attached Threaded Stud	1
Cable	D25CRRH	0.125" x 25'	Stainless Steel Cable With Pre-Attached Threaded Stud	1
Cable	D30CRRH	0.125" x 30'	Stainless Steel Cable With Pre-Attached Threaded Stud	1
Cable	D40CRRH	0.125" x 40'	Stainless Steel Cable With Pre-Attached Threaded Stud	1
Cable	D50CRRH	0.125" x 50'	Stainless Steel Cable With Pre-Attached Threaded Stud	1

Additional Brackets

Section	SKU	Item	Unit Size
Cable Line Rail Brackets	DT2PCRBK	Contemporary Rectangular In Line Top Rail Brackets	1
Cable Stair Brackets	DTBLKCSTR	Contemporary Rectangular Stair Top Rail Brackets	1

TRANSFER ITEM

DECKORATORS RAPID RAIL

An innovative packaged and kitted aluminum railing system that can be easily and quickly installed. Rapid Rail Aluminum Deck Railing offers a modern design with clean lines and a finish coating that resists scratches and corrosion.



- Easy, quick installation
- Modern design with square balusters
- Available in 6' & 8' on-center length when installing with 2-1/2" post
- Code-compliant graspable profile
- Two-piece rails and brackets
- Drop through balusters
- Works with Deckorators 2-1/2" and 4" aluminum posts

Available in:

Special Order:



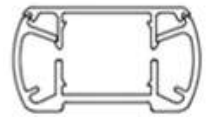
Textured
Black



Textured
White



Textured
Weathered
Brown



Top and Bottom Rail Profile

Rapid Rail

A low-cost and easy-to-install railing system with a clean modern design.

Posts Kits

Each post kit includes (1) Powder coated aluminum post, welded to (1) aluminum post base, (1) powder coated post base trim, (1) powder coated post cap and skirt, and leveling plates and screws. Standard 2.5" post bases measure 5" x 5"; oversized 4" post bases measure 6.5" x 6.5".

System	Section	Color	SKU	Actual Size	Item	Unit Size
Rapid Rail	Rail Posts	Black	D39TBLKPK	2-1/2" x 2-1/2" x 39" Tall	Square Black 39" Post Kit For Railing Section	42
Rapid Rail	Stair Posts	Black	D49TBLKPK	2-1/2" x 2-1/2" x 49" Tall	Square Black 49" Post Kit For Stair Section	42
Rapid Rail	4x4 Rail Posts	Black	D4439TBLKPK	4" x 4" x 39" Tall	4x4 Square Black 39" Post Kit For Railing Section	25
Rapid Rail	4x4 Stair Posts	Black	D4449TBLKPK	4" x 4" x 49" Tall	4x4 Square Black 49" Post Kit For Stair Section	25

Railing Kits

System	Section	Color	SKU	Actual Size	Item	Unit Size
Each 6' railing kit includes two 68.75" base rails and two 68.75" cap rails, and fifteen 32.5" balusters, and a small baluster and support/crush block baluster. Includes hardware and brackets.						
Rapid Rail	6' Railing	Black	D6RRTBLK	6' o.c. Rail Section, 36" Tall	Rapid Rail 6' Textured Black Rail	56
Each 8' railing kit includes two 92.75" base rails and two 92.75" cap rails, and twenty one 32.5" balusters and crush block balusters. Includes hardware and brackets.						
Rapid Rail	8' Railing	Black	D8RRTBLK	8' o.c. Rail Section, 36" Tall	Rapid Rail 8' Textured Black Rail	56

Each 6' stair railing kit includes two 68.75" base rails and two 68.75" cap rails, and twelve 32.5" balusters and crush block baluster. Includes hardware and brackets.						
Rapid Rail	6' Stair Railing	Black	D6RRSTBLK	6' o.c. Rail Section, 36" Tall	Rapid Rail 6' Textured Black Stair Rail	56
Each 8' stair railing kit includes two 89.5" base rails and two 89.5" cap rails, and seventeen 32.5" balusters and crush block balusters. Includes hardware and brackets.						
Rapid Rail	8' Stair Railing	Black	D8RRSTBLK	8' o.c. Rail Section, 36" Tall	Rapid Rail 8' Textured Black Stair Rail	56

Bracket Template

Rail Bracket Template can be used for both 2.5" x 2.5" and 4" x 4" posts. Also works for both 36" and 42" rail heights.

System	Section	Color	SKU	Item	Unit Size
Rapid Rail	Rail Bracket Template	-	DRRTEMP	Rapid Rail Rail Bracket Template	1

Additional Brackets

System	Section	Color	SKU	Item	Unit Size
Rapid Rail	Rail Brackets	Black	DRRBKTBLK	Horizontal Rail Connector Kit - Black	4 per Pack
Rapid Rail	Stair Brackets	Black	DRRSBKTBLK	Stair Rail Connector Kit - Black	4 per Pack
Rapid Rail	Angle Brackets	Black	DRRABKTBLK	Horizontal Angle Rail Connector Kit - Black	4 per pack

TRANSFER ITEM

DECKORATORS PRIVACY SCREEN SYSTEM

Deck privacy screen, seamlessly adding definition and privacy, while offering creative freedom to mix and match screens, slats and decking components for a truly unique backyard style.



Deckorators Privacy Screen

Privacy Screen Frame Kits

Each frame kit includes (2) 44" top/bottom frame rails, (2) 72" side frame rails, (4) brackets, (2) .25-.625 x 44" filler strips, (6) .25-.625 x 24" filler strips, (2) .25-.25 x 44" H-Connector strips, (2) .875-.25 x 44" filler strip, (24) 1/2" channel spacers, (24) 5/8" channel spacers, and screws.

Section	SKU	Actual Size	Item	Unit Size
Frame Kit	DPFKBLK	4' x 6' - 72"	Privacy Screen Fence Frame Kit, Textured Black	36
Privacy Panels				
Privacy Panels	DPSPIER	2'x4'	2x4 HDPE Pier Black	8
Privacy Panels	DPSPALM	2'x4'	2x4 HDPE Palm Black	8
Privacy Panels	DPSWICK	2'x4'	2x4 HDPE Wicker Black	8
Privacy Panels	DPSWILD	2'x4'	2x4 HDPE Wildwood Black	8
Boards, for Privacy Slat Inserts				
Privacy Boards	DPSBDG	5/8" x 5-1/2" - 4'	Reversible WPC Board, Gray 4 Pack	32
Privacy Boards	DPSBDB	5/8" x 5-1/2" - 4'	Reversible WPC Board, Brown 4 Pack	32
Privacy Boards	DPSBDS	5/8" x 5-1/2" - 4'	Reversible WPC Board, Slate 4 Pack	32
Post Kit for Privacy Screen Kits				
Privacy Post	DPSPLK	2.5" x 2.5" - 76"	Post Kit, w/ Cap & Trim, Textured Black	40




Palm



Pier



Wicker



Wildwood

Gray, Brown & Slate



Available in:  Textured Black

TRANSFER ITEM

DECKORATORS PORCH FLOORING

A mineral based composite porch flooring board with the look of exotic hardwoods without the maintenance. Deckorators Porch Flooring comes in two colors: Kettle and Chicory.

It's a great option for a low maintenance porch flooring.

Available Sizes:

Item	Actual Size	Colors	Material
Porch Flooring 1x4x10' T&G	7/8" x 3-1/8" x 10'	Kettle & Chicory	Mineral Based Composite
Porch Flooring 1x4x12' T&G	7/8" x 3-1/8" x 12'	Kettle & Chicory	Mineral Based Composite
Porch Flooring 1x4x16' T&G	7/8" x 3-1/8" x 16'	Kettle & Chicory	Mineral Based Composite
Porch Flooring 1x4x12' Solid	7/8" x 3-1/8" x 12'	Kettle & Chicory	Mineral Based Composite

Available Colors:



Kettle



Chicory



Features & Benefits:

- Mineral Based Composite technology
- Virtually zero thermal expansion and contraction
- Incredible strength and durability; virtually impossible to crack and break
- Lightweight easy to work with and install; 35% lighter than traditional wood plastic composites
- Approved for ground contact and water installation
- Won't splinter, sag, chalk, or crack
- Stain and fade-resistant cap stock
- Industry-leading warranty: 50-year Structural, 25-year Stain & Fade, and 25-year Removal & Replacement

ENGINEERED WOOD PRODUCTS



Trus Joist Engineered Wood Products are the #1 rated I-Joist by Builder Magazine, and have been for 15 years running. They are the only brand with a full suite of engineered wood products including I-Joists, LVL Microllam, PSL Parallam, and LSL Timberstrand.

From performance, to assortment, to quality, Trus Joist is the clear market leader and has the proven performance that builders trust nationwide. Additionally, we have a team of five engineers that can help with questions, design, and trouble-shooting from start to finish.

OUR SERVICES

CONSULTING



DESIGN



JOBSITE DELIVERY



TJI I-JOISTS



Available Sizes:

Item	SKU	Flange	L/360 Span*	L/480 Span*	Lengths**	Unit Size
9-1/2" TJI 110	9__TJI110	1-3/4"	17' 2"	15' 6"	8' - 48'	43
11-7/8" TJI 230	11__TJI230	2-5/16"	21' 11"	19' 10"	8' - 48'	35
14" TJI 110	14__TJI110	1-3/4"	21' 0"	20' 11"	8' - 48'	43
14" TJI 230	14__TJI230	2-5/16"	24' 4"	22' 6"	8' - 48'	35
16" TJI 230	16__TJI230	2-5/16"	26' 0"	24' 10"	8' - 48'	35

*16" O.C. 40 PSF Live Load / 10 PSF Dead Load -- We recommend L/480 for best results

**Available in 2' increments

Features & Benefits:

- The #1 rated I-Joist by Builder Magazine for 15 years running
- LVL flange for superior fastening power and squeak-free floor
- Pre-notched holes for easy to run mechanicals
- Multiple depths and flange widths for any conceivable design
- 18" and 20" TJI's are available on a special-order basis

TRANSFER ITEM

TIMBERSTRAND FIRE CODE APPROVED FLOOR JOISTS



Available Sizes:

Item	Available Lengths	E-Value	Span @ 16" O.C.		Hangers	
			L/360 Span	L/480 Span	Face Mount	Top Mount
1-1/2" x 11-7/8" LSL	12' - 48'	1.5 E	21'-11"	19'-10"	HUS212	ITS1.56/11.88

Features & Benefits:

- Meets newest IRC and ICC code for foundation level fire code approval
- Superior strength and span rating to 2x10 or 2x12 Yellow Pine
- Perfectly straight and consistent, and will prevent floor squeaks
- Compatible with the entire Trus Joist system
- Cost-effective solution – no need for sheetrock or additional labor to meet code

LVL MICROLLAM



Available Sizes:

Depth	Width	SKU	Lengths	E Value	Overlay	Unit Size
* 5-1/2"	1-3/4"	5__ML	12' - 48'	2.0 E	Watershed	48
* 7-1/4"	1-3/4"	7__ML	12' - 48'	2.0 E	Watershed	36
9-1/4"	1-3/4"	914__ML	12' - 48'	2.0 E	Watershed	30
9-1/2"	1-3/4"	9__ML	12' - 48'	2.0 E	Watershed	30
11-1/4"	1-3/4"	1114__ML	12' - 48'	2.0 E	Watershed	24
11-7/8"	1-3/4"	11__ML	12' - 48'	2.0 E	Watershed	24
14"	1-3/4"	14__ML	12' - 48'	2.0 E	Watershed	18
16"	1-3/4"	16__ML	12' - 48'	2.0 E	Watershed	18
18"	1-3/4"	18__ML	12' - 48'	2.0 E	Watershed	12
20"	1-3/4"	20__ML	12' - 48'	2.0 E	Watershed	12
24"	1-3/4"	24__ML	12' - 48'	2.0 E	Watershed	12

*TRANSFER ITEM

Features & Benefits:

- Waxy watershed overlay finish that beads water and improves long-term storage
- A large mix of depths and lengths for any conceivable application
- Available beam sizing and design by our engineers

TIMBERSTRAND HEADERS & BEAMS



Available Sizes:

Width	Depth	SKU	Lengths	E-Value	Unit Size
* 1-3/4"	9-1/2"	19_TH	12' - 48'	1.55 E	30
1-3/4"	11-7/8"	111_TH	12' - 48'	1.55 E	24
1-3/4"	14"	114_TH	12' - 48'	1.55 E	18
* 3-1/2"	5-1/2"	35_TH	12' - 48'	1.55 E	24
* 3-1/2"	7-1/4"	37_TH	12' - 48'	1.55 E	18
* 3-1/2"	9-1/2"	39_TH	12' - 48'	1.55 E	15
* 3-1/2"	11-7/8"	311_TH	12' - 48'	1.55 E	12
* 3-1/2"	14"	314_TH	12' - 48'	1.55 E	9

*TRANSFER ITEM

Features & Benefits:

- Perfectly straight – no bowing, twisting, or warping
- A less expensive alternative to LVL beams and headers
- A larger allowable hole zone for mechanicals like plumbing and electrical
- Available beam sizing and design by our engineers

TIMBERSTRAND FRAMING



Available Sizes:

Item	SKU	Actual Size	Lengths	E-Value
* 2 x 4 Stud	2410458TS	1-1/2" x 3-1/2"	104-5/8"	1.30 E
* 2 x 6 Stud	2610458TS	1-1/2" x 5-1/2"	104-5/8"	1.30 E
2 x 4 Framing	24_TS	1-1/2" x 3-1/2"	12' - 48'	1.30 E
2 x 6 Framing	26_TS	1-1/2" x 5-1/2"	12' - 48'	1.30 E
* 2 x 8 Framing	28_TS	1-1/2" x 7-1/4"	12' - 48'	1.30 E
* 2 x 4 Treated Plate	2416TSP	1-1/2" x 3-1/2"	16'	1.30 E
* 2 x 6 Treated Plate	2616TSP	1-1/2" x 5-1/2"	16'	1.30 E

*TRANSFER ITEM

Features & Benefits:

- Perfectly straight – no bowing, twisting, or warping
- A major component in tall walls and two story rooms
- Excellent for kitchens and bathrooms where you need perfectly straight walls
- Helps resist tile, grout, and sheetrock cracks and ensures that cabinets, doors and windows work smoothly and hang straight

PSL PARALLAMS



Available Sizes:

Item	Lengths	Brand	E-Value	Application
* 3-1/2" x 9-1/4"	8' - 48'	Trus Joist Parallam	2.0 E	Beams
* 3-1/2" x 9-1/2"	8' - 48'	Trus Joist Parallam	2.0 E	Beams
* 3-1/2" x 11-1/4"	8' - 48'	Trus Joist Parallam	2.0 E	Beams
* 3-1/2" x 11-7/8"	8' - 48'	Trus Joist Parallam	2.0 E	Beams
* 3-1/2" x 14"	8' - 48'	Trus Joist Parallam	2.0 E	Beams
* 3-1/2" x 16"	8' - 48'	Trus Joist Parallam	2.0 E	Beams
* 3-1/2" x 18"	8' - 48'	Trus Joist Parallam	2.0 E	Beams
* 5-1/4" x 9-1/4"	8' - 48'	Trus Joist Parallam	2.0 E	Beams
* 5-1/4" x 9-1/2"	8' - 48'	Trus Joist Parallam	2.0 E	Beams
* 5-1/4" x 11-1/4"	8' - 48'	Trus Joist Parallam	2.0 E	Beams
* 5-1/4" x 11-7/8"	8' - 48'	Trus Joist Parallam	2.0 E	Beams
* 5-1/4" x 14"	8' - 48'	Trus Joist Parallam	2.0 E	Beams
* 5-1/4" x 16"	8' - 48'	Trus Joist Parallam	2.0 E	Beams
* 5-1/4" x 18"	8' - 48'	Trus Joist Parallam	2.0 E	Beams
*TRANSFER ITEM				
3-1/2" x 3-1/2"	8' - 48'	Trus Joist Parallam	1.8 E	Columns & Posts
3-1/2" x 5-1/4"	8' - 48'	Trus Joist Parallam	1.8 E	Columns & Posts
3-1/2" x 7"	8' - 48'	Trus Joist Parallam	1.8 E	Columns & Posts
5-1/4" x 5-1/4"	8' - 48'	Trus Joist Parallam	1.8 E	Columns & Posts
5-1/4" x 7"	8' - 48'	Trus Joist Parallam	1.8 E	Columns & Posts
7" x 7"	8' - 48'	Trus Joist Parallam	1.8 E	Columns & Posts

- Parallams are the biggest and strongest beams in the EWP family, and are made using parallel strands of lumber that are pressed and glued to form one solid beam
- One piece install, no need for multiple plies and fastening

****TRANSFER ITEM****

DOUGLAS FIR GLULAM BEAMS



Available Sizes:

Size	SKU	Lengths	Design Value	Species	Grade
3-1/2" x 9-1/2"	39_GL	12' - 48'	24F-V4 1.8E	Douglas Fir	Architectural
3-1/2" x 11-7/8"	311_GL	12' - 48'	24F-V4 1.8E	Douglas Fir	Architectural
3-1/2" x 14"	314_GL	12' - 48'	24F-V4 1.8E	Douglas Fir	Architectural
3-1/2" x 16"	316_GL	12' - 48'	24F-V4 1.8E	Douglas Fir	Architectural
5-1/2" x 9-1/2"	59_GL	12' - 48'	24F-V4 1.8E	Douglas Fir	Architectural
5-1/2" x 11-7/8"	511_GL	12' - 48'	24F-V4 1.8E	Douglas Fir	Architectural
5-1/2" x 14"	514_GL	12' - 48'	24F-V4 1.8E	Douglas Fir	Architectural
5-1/2" x 16"	516_GL	12' - 48'	24F-V4 1.8E	Douglas Fir	Architectural
5-1/2" x 18"	518_GL	12' - 48'	24F-V4 1.8E	Douglas Fir	Architectural
5-1/2" x 24"	524_GL	12' - 48'	24F-V4 1.8E	Douglas Fir	Architectural

Features & Benefits:

- Architectural appearance that takes stains exceptionally well.
- Sanded Face and micro-eased edges.
- Knots and voids are Filled
- Full 3.5" and 5.5" widths for perfect framing fit.
- Compatible with Common I joist depths.
- 1.9E true stress rating.
- Custom sizes, species and curves accessible.

DOUGLAS FIR TREATED GLULAM BEAMS



Available Sizes:

Size	SKU	Lengths	Design Value	Species	Grade	Treatment
* 3-1/2" x 9-1/2"	39_TGL	12' - 48'	24F-V4 1.8E	Douglas Fir	Architectural	Hi-Clear II Treated
3-1/2" x 11-7/8"	311_TGL	12' - 48'	24F-V4 1.8E	Douglas Fir	Architectural	Hi-Clear II Treated
3-1/2" x 14"	314_TGL	12' - 48'	24F-V4 1.8E	Douglas Fir	Architectural	Hi-Clear II Treated
* 3-1/2" x 16"	316_TGL	12' - 48'	24F-V4 1.8E	Douglas Fir	Architectural	Hi-Clear II Treated
* 5-1/2" x 9-1/2"	59_TGL	12' - 48'	24F-V4 1.8E	Douglas Fir	Architectural	Hi-Clear II Treated
5-1/2" x 11-7/8"	511_TGL	12' - 48'	24F-V4 1.8E	Douglas Fir	Architectural	Hi-Clear II Treated
5-1/2" x 14"	514_TGL	12' - 48'	24F-V4 1.8E	Douglas Fir	Architectural	Hi-Clear II Treated
5-1/2" x 16"	516_TGL	12' - 48'	24F-V4 1.8E	Douglas Fir	Architectural	Hi-Clear II Treated
* 5-1/2" x 18"	518_TGL	12' - 48'	24F-V4 1.8E	Douglas Fir	Architectural	Hi-Clear II Treated
* 5-1/2" x 5-1/2"	55_TGL	12' - 48'	24F-V4 1.8E	Douglas Fir	Architectural	Hi-Clear II Treated

*TRANSFER ITEM

Features & Benefits:

- Allows for a one piece install that meets code
- Can be stained any color using an oil based stain
- Helps you eliminate posts and columns, opening up lower level patios and yard space
- Easier to work with than steel - cuts, nails, and handles just like regular timber
- HiClear2 Clear treatment for above ground use.
- Custom sizes accessible
- Project pricing available

SPECIAL ORDER

LVL SCAFFOLD PLANK



Available Sizes:

Item	SKU	Actual Size	Design Value	Unit Size	APA & OSHA Certified
LVL Scaffold Plank	916MLS	1-1/2" x 9-1/4" x 16'	2.0 E	50 pcs	Yes

Features & Benefits:

- APA & OSHA Approved
- 2.0E for safe and predictable performance
- Every piece is inspected and machine stress-rated
- End waxed and painted
- Designed for multiple uses with proper care

TRANSFER ITEM

LSL STAIR STRINGERS AND STEPS



Available Sizes:

Item	SKU	Actual Size	Length	Max 2 Stringer Simple Span
Stair Tread	SS	1" x 11-1/2"	16'	45"
11-7/8" Stringer	11_RB	1-1/4" x 11-7/8"	16', 20'	8' - 4"
14" Stringer	1416RB	1-1/4" x 14"	16'	11' - 8"

Features & Benefits:

- The best performing stair system for quiet, sturdy, and long-lasting stairs
- Engineered wood that is perfectly straight and uniform, and will resist bowing, shrinking, and splitting
- Better nail holding capability that will eliminate squeaky stairs
- Limited product warranty

****TRANSFER ITEM****

SHELVING & TREADS



Available Sizes:

Item	Unit Size	Material
<i>3/4 11.25" x 97" Raw Shelving</i>	<i>136</i>	<i>Particleboard</i>
<i>3/4 11.25" x 145" Raw Shelving</i>	<i>136</i>	<i>Particleboard</i>
<i>3/4 15.25" x 97" Raw Shelving</i>	<i>102</i>	<i>Particleboard</i>
<i>3/4 15.25" x 145" Raw Shelving</i>	<i>102</i>	<i>Particleboard</i>
<i>3/4 23.25" x 145" Raw Shelving</i>	<i>68</i>	<i>Particleboard</i>

Features & Benefits:

-Engineered for applications that demand physical strength properties to enhance load bearing, fastener holding or precision machining performance.

Available Sizes:

Item	Unit Size	Material
<i>12 x 121 Bullnosed Treads</i>	<i>56</i>	<i>Particleboard</i>
<i>12 x 145 Bullnosed Treads</i>	<i>56</i>	<i>Particleboard</i>

Features & Benefits:

-An engineered composite wood product cut into standard widths and lengths with one long edge rounded for ease of carpet installation.

-Interior use only



SIMPSON HANGERS

We stock a variety of different EWP-compatible connectors.

Including the four pictured below.

Please call for availability: (479) 412-4700

ITS/MIT Top Mount



IUS Face Mount



SUL/SUR Face Mount



HHUS Face Mount



LAMINATED GLUE-LAM POSTS & COLUMNS



Available Sizes:

Laminated Titan Timbers Glue-Lam Posts & Partially Treated Columns

Item	Lengths	Treated	Stock
3 PLY 2x6 4.13" x 5.38"	14'-26'	BTM 6'	Yes
3 PLY 2x8 4.13" x 7.13"	16'-26'	BTM 6'	Special Order
4 PLY 2x6 5.50" x 5.38"	16'-26'	BTM 6'	Yes
4 PLY 2x8 5.5" x 7.13"	16'-26'	BTM 6'	Special Order

Features & Benefits:

- Titan Timbers Laminated posts consists of .60 CCA treated bases for ground contact and machine stress rated of 1650 SPF Uppers
- Available Non-Treated / Partial Treated / Fully Treated
- 50 Year Limited Warranty against decay and delamination
- Manufactured to AITC Standards
- 100% usable on job site - no sorting needed
- Technical support for sizing available
- Available with Rafter Ready for easy truss attachment
- Higher design values than nailed columns per NDS 2005



JAMES HARDIE FIBER CEMENT SIDING



James Hardie



STATEMENT COLLECTION

The statement collection is James Hardie's pre-finished siding and trim collection in their core colors. All statement items are in stock and ready for prompt shipment, including lap siding, shingles, panels, trim and soffit.

PRIMED COLLECTION

The primed collection is James Hardie's siding and trim collection in a basic primed finish. Primed collection items are available in wide variety of substrates.

DREAM COLLECTION

The dream collection is James Hardie's custom color collection. All of James Hardie's substrates are available in over 700 different colors and can be special ordered to the piece in a quick three-week lead time.



James Hardie - Pre-Finished Siding

HZ 10 Primed & Dream



Available Colors:



ARCTIC WHITE

COBBLE STONE

KHAKI BROWN

AGED PEWTER

IRON GRAY

Item	Description	Actual Size	Exposure	Pcs/Square	Unit Size
Lap Siding	8.25" x 12' Cedarmil Lap	8.25" x 12'	7"	15	210
Panels	4' x 10' Smooth Panel	4' x 10'	-	2.5	50
Panels	4' x 10' Cedarmill Panel	4' x 10'	-	2.5	50

Features & Benefits:

- All lap & panels are in stock and available in five popular colors
- Available in job-pack and less than unit quantities
- Special orders are available for other profiles and different colors

James Hardie - Pre-finished Trim & Soffit



Available Sizes:



Item	Description	Actual Size	Unit Size
Trim	5/4 x 4 Smooth Trim - Statement	1" x 3.5" x 12'	240
Trim	5/4 x 6 Smooth Trim - Statement	1" x 5.5" x 12'	160
* Trim	5/4 x 8 Smooth Trim - Statement	1" x 7.25" x 12'	120
* Trim	5/4 x 12 Smooth Trim - Statement	1" x 11.25" x 12'	80
* Trim	4/4 x 8 Smooth Trim - Statement	0.75" x 7.25" x 12'	156

Trim	5/4 x 4 Rough Sawn Trim - Statement	1" x 3.5" x 12'	240
Trim	5/4 x 6 Rough Sawn Trim - Statement	1" x 5.5" x 12'	160
* Trim	5/4 x 8 Rough Sawn Trim - Statement	1" x 7.25" x 12'	120
* Trim	4/4 x 8 Rough Sawn Trim - Statement	0.75" x 7.25" x 12'	156

Item	Description	Actual Size	Unit Size
Soffit	Cedarmill Vented - Statement *	12" x 12'	216
Soffit	Cedarmill Non-Vented - Statement *	12" x 12'	216

*Available in Arctic White, Special Order Cobble Stone and Timber Bark

*TRANSFER ITEM

Features & Benefits:

- Pre-finished trim is available in six colors in both smooth and rough sawn trim
- Available in job-pack and less than unit quantities



James Hardie - Primed Lap, Trim, and Soffit

HZ 10 Primed & Dream

Primed Lap Siding				
Item	SKU	Pcs/Square	Unit Size	
Lap Siding 5.25" x 12' Primed Cedarmill	HPLKCM5	25	360	
Lap Siding 6.25" x 12' Primed Cedarmill	HPLKCM6	20	308	
Lap Siding 7.25" x 12' Primed Cedarmill	HPLKCM7	17	252	
Lap Siding 8.25" x 12' Primed Cedarmill	HPLKCM8	15	230	
Lap Siding 9.25" x 12' Primed Cedarmill	HPLKCM9	13	190	
Lap Siding 12" x 12' Primed Cedarmill	HPLKCM12	10	152	
Lap Siding 5.25" x 12' Primed Smooth	HPLKSM5	25	360	
Lap Siding 6.25" x 12' Primed Smooth	HPLKSM6	20	308	
Lap Siding 7.25" x 12' Primed Smooth	HPLKSM7	17	252	
Lap Siding 8.25" x 12' Primed Smooth	HPLKSM8	15	230	
Lap Siding 9.25" x 12' Primed Smooth	HPLKSM9	13	190	
Lap Siding 12" x 12' Primed Smooth	HPLKSM12	10	152	
Primed Trim				
Item	SKU	Actual Size	Unit Size	
Trim 4/4 x 2.25" Smooth Batten	442BSSM	0.75" x 2.5" x 12'	360	
Trim 4/4 x 2.25" Rustic Batten	442BS	0.75" x 2.5" x 12'	360	
Trim 4/4 x 4" Smooth Primed	44412HT	0.75" x 3.5" x 12'	312	
Trim 4/4 x 6" Smooth Primed	44612HT	0.75" x 5.5" x 12'	208	
Trim 4/4 x 8" Smooth Primed	44812HT	0.75" x 7.25" x 12'	156	
Trim 4/4 x 12" Smooth Primed	441212HT	0.75" x 9.25" x 12'	104	
Trim 5/4 x 4" Smooth Primed	54412HT	1" x 3.5" x 12'	240	
Trim 5/4 x 6" Smooth Primed	54612HT	1" x 5.5" x 12'	160	
Trim 5/4 x 8" Smooth Primed	54812HT	1" x 7.25" x 12'	120	
Trim 5/4 x 12" Smooth Primed	541212HT	1" x 11.25" x 12'	80	
Primed Soffit				
Item	SKU	Actual Size	Unit Size	
Soffit 12" Smooth Solid	HSFTSM12	12" x 12'	200	
Soffit 16" Smooth Solid	HSFTSM16	16" x 12'	150	
Soffit 24" Smooth Solid	HSFTSM24	24" x 8'	100	
Soffit 12" Smooth Solid Vented	HSFTSM12V	12" x 12'	200	
Soffit 16" Smooth Solid Vented	HSFTSM16V	16" x 12'	150	
Soffit 24" Smooth Solid Vented	HSFTSM24V	24" x 8'	100	
Primed Plank Siding				
Item	Actual Size	Exposure	Pcs/Square	Unit Size
8.25" Cedarmill Plank	8.25" x 12'	7"	15	240



James Hardie - Primed Panels, Shingles & Backer

Available Sizes:

Primed Panels				
Item	Description	SKU	Thickness	Unit Size
Panels	4' x 8' Smooth Panel - PRIMED	HPNLSM8	5/16"	50
Panels	4' x 9' Smooth Panel - PRIMED	HPNLSM9	5/16"	50
Panels	4' x 10' Smooth Panel - PRIMED	HPNLSM10	5/16"	50
Panels	4' x 8' Cedarmill Panel - PRIMED	HPNLCM8	5/16"	50
Panels	4' x 9' Cedarmill Panel - PRIMED	HPNLCM9	5/16"	50
Panels	4' x 10' Cedarmill Panel - PRIMED	HPNLCM10	5/16"	50
Panels	4' x 8' Sierra 8" O.C. Panel - PRIMED	HPNLS88	5/16"	50
Panels	4' x 9' Sierra 8" O.C. Panel - PRIMED	HPNLS89	5/16"	50
Panels	4' x 10' Sierra 8" O.C. Panel - PRIMED	HPNLS810	5/16"	50
Panels	4' x 8' Stucco Panel - PRIMED	HPNLST8	5/16"	50
Panels	4' x 9' Stucco Panel - PRIMED	HPNLST9	5/16"	50
Panels	4' x 10' Stucco Panel - PRIMED	HPNLST10	5/16"	50
Primed Shingles				
Item	Description	SKU	Thickness	Unit Size
Shingles	Straight Edge Shingles - PRIMED	HSHGSE	1/4"	2 Squares
Shingles	Staggered Edge Shingles - PRIMED	HSHGSTG	1/4"	2 Squares
HardieBacker				
Item	Description	SKU	Thickness	Unit Size
Backer	1/4" 3' x 5' Hardiebacker	HB145	0.25"	60
Backer	1/2" (0.42" actual) 3' x 5' Hardiebacker	HB125	0.42"	50
Primed Panel Siding				
Item	Actual Size	Thickness	Pcs/Square	Unit Size
4' x 8' Cedarmill Panel	4' x 8'	5/16"	3.2	50



James Hardie - Dream Collection

HZ 10

Item	Description	Pcs/Square	Colors	Lead Time
Lap Siding	5.25" X 12' Cedarmill Lap - DREAM	25	All Dream Colors	3 Weeks
Lap Siding	6.25" X 12' Cedarmill Lap - DREAM	20	All Dream Colors	3 Weeks
Lap Siding	7.25" X 12' Cedarmill Lap - DREAM	17	All Dream Colors	3 Weeks
Lap Siding	8.25" X 12' Cedarmill Lap - DREAM	15	All Dream Colors	3 Weeks
Lap Siding	5.25" X 12' Smooth Lap - DREAM	25	All Dream Colors	3 Weeks
Lap Siding	6.25" X 12' Smooth Lap - DREAM	20	All Dream Colors	3 Weeks
Lap Siding	7.25" X 12' Smooth Lap - DREAM	17	All Dream Colors	3 Weeks
Lap Siding	8.25" X 12' Smooth Lap - DREAM	15	All Dream Colors	3 Weeks
Lap Siding	8.25" X 12' Beaded Smooth Lap - DREAM	15	All Dream Colors	3 Weeks

Shingles	Straight Edge Shingles - DREAM	1	All Dream Colors	3 Weeks
Shingles	Staggered Edge Shingles - DREAM	1	All Dream Colors	3 Weeks

Panels	4' X 8' Smooth Panel - DREAM	3.1	All Dream Colors	3 Weeks
Panels	4' X 8' Cedarmill Panel - DREAM	3.1	All Dream Colors	3 Weeks
Panels	4' X 10' Smooth Panel - DREAM	2.5	All Dream Colors	3 Weeks
Panels	4' X 10' Cedarmill Panel - DREAM	2.5	All Dream Colors	3 Weeks

Battens	4/4 x 2.5" Smooth Batten - DREAM	-	All Dream Colors	3 Weeks
Battens	4/4 x 2.5" Rough Sawn Batten - DREAM	-	All Dream Colors	3 Weeks

Item	Description	Actual Size	Colors	Lead Time
Trim	5/4 x 4 Trim - DREAM	1" x 3.5" x 12'	All Dream Colors	3 Weeks
Trim	5/4 x 6 Trim - DREAM	1" x 5.5" x 12'	All Dream Colors	3 Weeks
Trim	5/4 x 8 Trim - DREAM	1" x 7.25" x 12'	All Dream Colors	3 Weeks
Trim	5/4 x 10 Trim - DREAM	1" x 9.25" x 12'	All Dream Colors	3 Weeks
Trim	5/4 x 12 Trim - DREAM	1" x 11.25" x 12'	All Dream Colors	3 Weeks

Trim	4/4 x 4 Trim - DREAM	0.75" x 3.5" x 12'	All Dream Colors	3 Weeks
Trim	4/4 x 6 Trim - DREAM	0.75" x 5.5" x 12'	All Dream Colors	3 Weeks
Trim	4/4 x 8 Trim - DREAM	0.75" x 7.25" x 12'	All Dream Colors	3 Weeks
Trim	4/4 x 10 Trim - DREAM	0.75" x 9.25" x 12'	All Dream Colors	3 Weeks
Trim	4/4 x 12 Trim - DREAM	0.75" x 11.25" x 12'	All Dream Colors	3 Weeks

Item	Description	Actual Size	Colors	Lead Time
Soffit	12" Cedarmill Non-Vented - DREAM	12" x 12'	All Dream Colors	3 Weeks
Soffit	16" Cedarmill Non-Vented - DREAM	16" x 12'	All Dream Colors	3 Weeks
Soffit	24" Cedarmill Non-Vented - DREAM	24" x 8'	All Dream Colors	3 Weeks
Soffit	12" Cedarmill Vented - DREAM	12" x 12'	All Dream Colors	3 Weeks
Soffit	16" Cedarmill Vented - DREAM	16" x 12'	All Dream Colors	3 Weeks
Soffit	24" Cedarmill Vented - DREAM	24" x 8'	All Dream Colors	3 Weeks

JAMES HARDIE ARTISAN COLLECTION

The James Hardie Artisan Collections is a unique line of siding profiles that combine the quality and performance of James Hardie, with the craftsman look of classic siding profiles. Artisan is an extremely high performing siding product and very reasonably priced. It can be used for entire exterior siding, gable and dormer accents, as well as porch and patio ceilings and soffits.

Artisan V-Groove



Artisan Shiplap



Artisan Channel



Available Sizes:

Item	FP SKU	Actual Size	Exposure	Pcs/Square	Unit Size	Texture	Finish
Artisan V-Groove	HPLKAVG8	5/8" x 8.25" x 12'	7"	14.3	126 Pcs	Smooth	Primed
Artisan Shiplap	HPLKAS10	5/8" x 10.25" x 12'	9"	11.1	105 Pcs	Smooth	Primed
Artisan Channel	HPLKSC10	5/8" x 10.25" x 12'	9"	11.1	105 Pcs	Smooth	Primed

Features & Benefits:

- Unique Craftsman Profiles
- Slick blind nail design for hidden fasteners
- Backed by James Hardie's proven performance and 30-year warranty
- Can be mitered for clean professional corners
- Primed and can be painted any color

TRANSFER ITEM

HARDIE COLOR MATCH CAULK & TOUCH UP PAINT



Available Sizes:

Color	Touch Up Paint SKU	Caulk SKU	Color	Touch Up Paint SKU	Caulk SKU
ARCTIC WHITE	HPAWKP	HCAW	EVENING BLUE	HPEBKP	HCEB
COBBLESTONE	HPCSKP	HCCS	DEEP OCEAN	HPDOKP	HCDO
LIGHT MIST	HPLMKP	HCLM	MONTEREY TAUPE	HPMTKP	HCMT
PEARL GRAY	HPPGKP	HCPG	NAVAJO BEIGE	HPNBKP	HCNB
AGED PEWTER	HPAPKP	HCAP	KHAKI BROWN	HPKBKP	HCKB
RICH ESPRESSO	HPREKP	HCRE	TIMBEBARK	HPTBKP	HCTB
GRAY SLATE	HPGSKP	HCGS	HEATHERED MOSS	HPHMKP	HCHM
IRON GRAY	HPIGKP	HCIG	MOUNTAIN SAGE	HPMSKP	HCMS
BOOTHBAY BLUE	HPBBKP	HCBB	COUNTRYLANE RED	HPCRKP	HCCR

Caulk Features & Benefits:

- OSI Quad Caulk for exterior door, window, and siding applications
- Color Matched to James Hardie Colors
- UV & Water Resistant - will not crack or yellow
- 1 tube covers 29 lineal feet at 1/4" bead width, or 13 lineal feet at a 3/8" bead width

TRANSFER ITEM

TYPAR HOUSE WRAP



Available Sizes:

Item	Actual Size	Weight/Pallet	Rolls Per Pallet	Usage
<i>9x100 Universal Wrap</i>	<i>9'x100'</i>	<i>1006</i>	<i>40</i>	<i>Residential / Commercial</i>
<i>9x150 Universal Wrap</i>	<i>9'x150'</i>	<i>1270</i>	<i>36</i>	<i>Residential / Commercial</i>
<i>10x100 Universal Wrap</i>	<i>10'x100'</i>	<i>1045</i>	<i>40</i>	<i>Residential / Commercial</i>
<i>10x150 Universal Wrap</i>	<i>10'x150'</i>	<i>1350</i>	<i>34</i>	<i>Residential / Commercial</i>
<i>5'x150' Drain Wrap</i>	<i>5'x150'</i>	<i>690</i>	<i>32</i>	<i>Fast Draining (over 4 stories)</i>
<i>10'x100' Metro Wrap</i>	<i>10'x100'</i>	<i>729</i>	<i>20</i>	<i>Commercial</i>
<i>HD Sealant</i>	<i>10.1oz</i>	<i>11</i>	<i>1296</i>	<i>Doors, Windows, Misc Openings</i>
<i>AT 4" Flashing</i>	<i>4"x75'</i>	<i>23</i>	<i>576</i>	<i>Dry/Wet surfaces - 0-180 degrees F</i>
<i>AT 6" Flashing</i>	<i>6"x75'</i>	<i>23</i>	<i>384</i>	<i>Dry/Wet surfaces - 0-180 degrees F</i>
<i>Butyl 4" Flashing</i>	<i>4"x75'</i>	<i>28.4</i>	<i>432</i>	<i>Pliable Flashing - 30-180 degrees F</i>
<i>Butyl 6" Flashing</i>	<i>6"x75'</i>	<i>28.5</i>	<i>288</i>	<i>Pliable Flashing - 30-180 degrees F</i>
<i>Flex Flashing 6"</i>	<i>6"x75'</i>	<i>27</i>	<i>72</i>	<i>Curved edges, windows, sill plates,etc</i>
<i>Flex Flashing 9"</i>	<i>9"x75'</i>	<i>29</i>	<i>48</i>	<i>Curved edges, windows, sill plates,etc</i>
<i>Tape</i>	<i>1-7/8"x165'</i>	<i>18</i>	<i>1152</i>	<i>Corners, Joints, Seams</i>

Features & Benefits:

- Superior water holdout - blocks water from entering the wall cavity.
- Exceptional moisture vapor transmission (MVT) - it breathes so moisture can escape the wall cavity.
- Superior tear strength - proven to withstand heavy winds and is almost five times stronger than the leading competitive wrap.
- Optimal surfactant and UV resistance - reduces the damaging effects that oils and tannins from cedar siding, cement siding, stucco, brick, and soaps from power washing can have on the system's ability to block bulk moisture penetration; stands up to the beating sun on the job site for up to 6 months without degradation.

EASYTRIM REVEALS



EasyTrim Reveals® are a two-piece aluminum trim system that snaps together to protect your siding. Compatible with a wide range of siding solutions, EasyTrim Reveals® will save you time during installation while providing best-in-class weather protection and durability for the future.

EasyTrim works best with James Hardie panel siding and provides for a fast and simple installation that provides best-in-class water management, hidden fastening, and NO CAULKING. Builders and developers love EasyTrim because it simply works. It's easy to install, it saves their crews time, and it looks great.


Available Sizes:

Item	Description	SKU	Length	Finish
EZ 3	Inside Corner 5/16" Panel	03EZPR	10'	Primed
EZ 13	Arrow Outside Corner 5/16" Panel	13EZPR	10'	Primed
EZ 14	X Outside Corner 5/16" Panel	14EZPR	10'	Primed
EZ 4	Horizontal Z Trim 5/16" Panel	04EZPR	10'	Primed
EZ 5	Horizontal Reveal H Trim 5/16" Panel	05EZPR	10'	Primed
EZ 10	Horizontal Base B Trim 5/16" Panel	10EZPR	10'	Primed
EZ 8	Vertical Window Sill J Trim 5/16" Panel	08EZPR	10'	Primed
EZ 9	Horizontal Soffit J Trim 5/16" Panel	09EZPR	10'	Primed
EZ 7	2-Piece Vertical U Trim 5/16" Panel	07EZPR	10'	Primed
EZ 23	2 Piece Vertical SLT 5/16" Panel Trim	23EZPR	10'	Primed
EZ 28	1 3/8" Window Drip Cap Flashing 5/16"	28EZPR	10'	Primed
EZ 60	Vented Starter Strip 10 ft	60EZPR	10'	Primed
EZ 33	Arrow Outside Corner LAP 3/4"	33EZPR	10'	Primed
EZ 34	X Outside Corner LAP 3/4"	34EZPR	10'	Primed
EZ 36	Inside Corner LAP 3/4"	36EZPR	10'	Primed
EZ 38	2 Piece Vertical U Trim LAP 3/4"	38EZPR	10'	Primed
EZ 40	Vertical Window Sill J Trim LAP 3/4"	40EZPR	10'	Primed
EZ 48	O/S Base Z Lap 3/4"	48EZPR	10'	Primed

EASYTRIM REVEAL PROFILES

INSIDE CORNERS


EZ 3



Inside Corner
5/16" Size

OUTSIDE CORNERS

EZ 13



Arrow Outside Corner
5/16" Size

EZ 14



X Outside Corner
5/16" Size

HORIZONTAL TRIMS

EZ 4



Horizontal Z
5/16" Size

EZ 5



Horizontal Reveal H
5/16" Size

EZ 10



Horizontal Base B
5/16" Size

J TRIMS

EZ 8



General J
5/16" Size

EZ 9



Soft J
5/16" Size

VERTICAL TRIMS

EZ 7



2-Piece Vertical U
5/16" Size

SLIMLINE TRIMS (SLT)

EZ 23



3-Piece Vertical SLT
5/16" Size

WINDOW FLASHING

EZ 28



1 3/8" Window Drip Cap
Flashing

STARTER STRIP

EZ 60



Perforated Vertical Starter
Strip (Any)


OUTSIDE CORNERS

EZ 33



Arrow Outside Corner
3/4" Size

EZ 34



X Outside Corner
3/4" Size

INSIDE CORNERS

EZ 36



Inside Corner
3/4" Size

VERTICAL TRIM

EZ 38



2-Piece Vertical U
3/4" Size

J TRIMS


EZ 40



General J
3/4" Size

HORIZONTAL TRIMS

EZ 48



Horizontal Base Z
3/4" Size



MIRATEC TRIM



Available Sizes:

Item	SKU	Actual Size	Lengths	Unit Size	Finish
1 x 2	12BM	0.75" x 2"	16'	168	Primed
1 x 4	14M	0.75" x 3.5"	16'	144	Primed
1 x 6	16M	0.75" x 5.5"	16'	96	Primed
1 x 8	18M	0.75" x 7.25"	16'	72	Primed
1 x 10	110M	0.75" x 9.25"	16'	60	Primed
1 x 12	112M	0.75" x 11.25"	16'	48	Primed
1 x 16	116M	0.75" x 15.5"	16'	30	Primed
5/4 x 4	544M	1" x 3.5"	16'	108	Primed
5/4 x 6	546M	1" x 5.5"	16'	72	Primed
5/4 x 8	548M	1" x 7.25"	16'	54	Primed
5/4 x 10	5410M	1" x 9.25"	16'	45	Primed
5/4 x 12	5412M	1" x 11.25"	16'	36	Primed
5/4 x 16	5416M	1" x 15.5"	16'	24	Primed
5/8 x 4	584M	0.625" x 3.5"	16'	240	Primed

Features & Benefits:

- Industry best 50-year warranty - resists moisture, rot and termites
- Half the cost of PVC and other premium composite trims
- Excellent woodgrain finish and pairs well with James Hardie siding

TRANSFER ITEM

PVC TRIM



Available Sizes:

Item	Actual Size	Lengths	Unit Size	Texture	Protective Film
1 x 4	0.75" x 3.5"	12' & 18'	260	Smooth/Woodgrain	Yes
1 x 6	0.75" x 5.5"	12' & 18'	160	Smooth/Woodgrain	Yes
1 x 8	0.75" x 7.25"	12' & 18'	108	Smooth/Woodgrain	Yes
1 x 10	0.75" x 9.25"	18'	90	Smooth/Woodgrain	Yes
1 x 12	0.75" x 11.25"	12' & 18'	72	Smooth/Woodgrain	Yes
1 x 16	0.75" x 15.25"	18'	54	Smooth/Woodgrain	Yes
5/4 x 4	1" x 3.5"	18'	208	Smooth/Woodgrain	Yes
5/4 x 6	1" x 5.5"	18'	128	Smooth/Woodgrain	Yes
5/4 x 8	1" x 7.25"	18'	96	Smooth/Woodgrain	Yes
5/4 x 10	1" x 9.25"	18'	80	Smooth/Woodgrain	Yes
5/4 x 12	1" x 11.25"	18'	64	Smooth/Woodgrain	Yes

Features & Benefits:

- 100% cellular PVC
- Low maintenance. Moisture and termite proof.
- Mold and mildew resistant
- Lifetime Never Rot Warranty
- Lightweight and easy to work with
- Pre-finished white, but can be painted other colors

TRANSFER ITEM

PVC PANELS & BEADBOARD

CertainTeed
SAINT-GOBAIN
Restoration Millwork®




Available Panel Sizes:

Thickness	Width	Available Lengths	Texture
3/8"	4'	8', 10'	Smooth/Smooth
1/2"	4'	8', 10'	Smooth/Smooth
3/4"	4'	8', 10', 12'	Smooth/Smooth
1"	4'	8'	Smooth/Smooth

Available Beadboard Sizes:

Item	Actual Size	Lengths	Unit Size	Texture	Profile
1/2" x 6" Beaded/V-Groove	0.5" x 5.25"	18'	224	Smooth	Beaded/V-Groove

Profile:

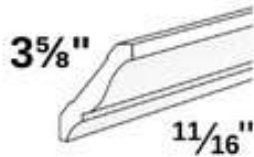


****TRANSFER ITEM****

PVC MOULDINGS PROFILES:

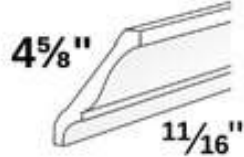
Crowns

4" Crown WM49 16'



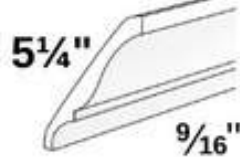
FP SKU: RMCM

5" Crown WM47 16'



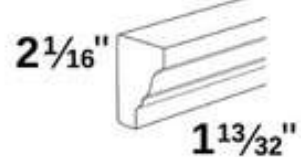
FP SKU: RMCM5

6" Crown WM45 16'



FP SKU: RMCM6

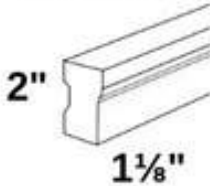
Rams Crown 16'



FP SKU: RMRC

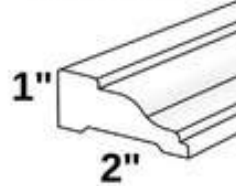
Moulds

Brick Mould WM180 17'



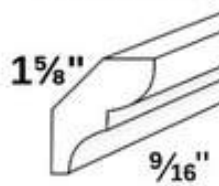
FP SKU: RMBRM17

Rake Mould WM287 16'



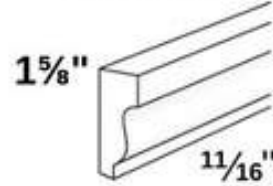
FP SKU: RMRM

Bed Mould WM75 16'



FP SKU: RMBM

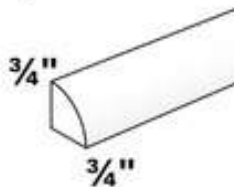
Shingle Mould WM210 16'



FP SKU: RMSM

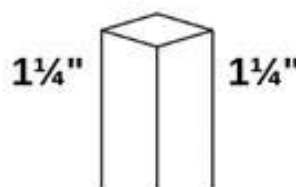
Trims

Quarter Round WM105 16'



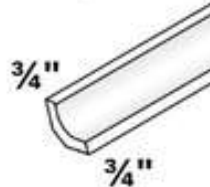
FP SKU: RMQR

Square 10'



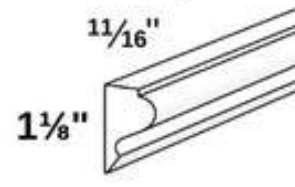
FP SKU: RMSQ

Scotia/Cove WM93 16'



FP SKU: RMSCQ

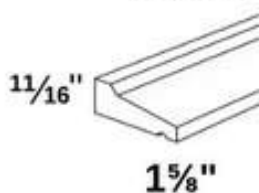
Base Cap WM164 16'



FP SKU: RMBC

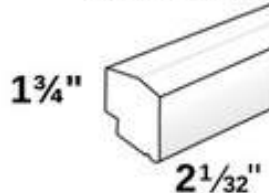
Caps, Sills, and Stops

Drip Cap 16'



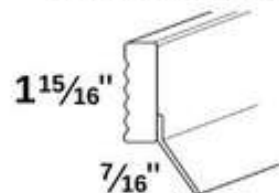
FP SKU: RMDC

New England Sill 16'



FP SKU: RMSN

Garage Door Thermo Stop 16'



FP SKU: RMGDS

SPECIAL ORDER
PVC COLUMNS



Available Sizes & Profiles:

Item	Actual Outside Dimension	Lengths	Unit Size	Texture	Corners
8 x 8 Column Wrap	8" x 8"	9'	12	Smooth	Pre-Cut & Pre-Mitered

Special Order Only:

10 x 10 Column Wrap	10" x 10"	9'	12	Smooth	Pre-Cut & Pre-Mitered
---------------------	-----------	----	----	--------	-----------------------

Item	Column Size	Corners	Unit Size
Classic Cap & Base	8" x 8"	Pre-Cut & Pre-Mitered	4
Estate Cap & Base	8" x 8"	Pre-Cut & Pre-Mitered	4

Special Order Only:

Classic Cap & Base	10" x 10"	Pre-Cut & Pre-Mitered	4
Estate Cap & Base	10" x 10"	Pre-Cut & Pre-Mitered	4

Estate



Classic



TRANSFER ITEM

AFFINITY PANELIZED STONE



Available Sizes:

Stone:

Item	Actual Panel Size	Texture	Profile	Box Size
<i>Aspen</i>	12" High x 24" Wide	<i>Ridge Cut & Cliff Ledge</i>	<i>Flats & Corners</i>	<i>5 Pcs (10 Sq Ft)</i>
<i>Highland</i>	12" High x 24" Wide	<i>Ridge Cut & Cliff Ledge</i>	<i>Flats & Corners</i>	<i>5 Pcs (10 Sq Ft)</i>
<i>Redwood</i>	12" High x 24" Wide	<i>Ridge Cut & Cliff Ledge</i>	<i>Flats & Corners</i>	<i>5 Pcs (10 Sq Ft)</i>
<i>Glacier</i>	12" High x 24" Wide	<i>Ridge Cut & Cliff Ledge</i>	<i>Flats & Corners</i>	<i>5 Pcs (10 Sq Ft)</i>
<i>Yukon</i>	12" High x 24" Wide	<i>Ridge Cut & Cliff Ledge</i>	<i>Flats & Corners</i>	<i>5 Pcs (10 Sq Ft)</i>

Features & Benefits:

- Superior panel design that virtually eliminates panel seams to the naked eye
- Superb color selection designed specifically for the Midwest
- Intuitive and simple installation
- Bracketed tongue and groove system for seamless panel-to-panel connections
- Can be installed in any weather by any tradesmen
- 100% American Made (manufactured in Illinois)
- Zero cut column kits
- Great for Commercial or Residential Projects
- Primarily used in exterior siding, but can also be used for interior fireplaces and accent walls.

TRANSFER ITEM

AFFINITY PANELIZED STONE

Available Colors and Profiles:

RIDGE CUT SERIES



CLIFF LEDGE SERIES



TRANSFER ITEM

AFFINITY COLUMN KITS



Available Kits:

Zero Cut Column Kit Components

Column Stone Panels:

Item	Actual Panel Size	Texture	Column Height	Box Size
<i>Aspen Column Panels</i>	<i>12" High x 18.5" Wide</i>	<i>Ridge Cut & Cliff Ledge</i>	<i>3'</i>	<i>12 Pcs (3' Tall Column)</i>
<i>Highland Column Panels</i>	<i>12" High x 18.5" Wide</i>	<i>Ridge Cut & Cliff Ledge</i>	<i>3'</i>	<i>12 Pcs (3' Tall Column)</i>
<i>Redwood Column Panels</i>	<i>12" High x 18.5" Wide</i>	<i>Ridge Cut & Cliff Ledge</i>	<i>3'</i>	<i>12 Pcs (3' Tall Column)</i>
<i>Glacier Column Panels</i>	<i>12" High x 18.5" Wide</i>	<i>Ridge Cut & Cliff Ledge</i>	<i>3'</i>	<i>12 Pcs (3' Tall Column)</i>
<i>Yukon Column Panels</i>	<i>12" High x 18.5" Wide</i>	<i>Ridge Cut & Cliff Ledge</i>	<i>3'</i>	<i>12 Pcs (3' Tall Column)</i>

Column Components:

Item	Actual Size	Color
<i>6 x 6 Pre-Made Post Frame</i>	<i>14" x 14" x 36" Tall</i>	<i>-</i>
<i>Post Lag Screws</i>	<i>7"</i>	<i>-</i>
<i>6 x 6 Column Cap</i>	<i>22" x 22"</i>	<i>SAN/IVO/GRA/CHA</i>

Features & Benefits:

- Zero-cut column kits; pre-designed to install with no cuts or extra field work
- Pre-built two-piece framing column that wraps around 6x6 post
- Finished column measures 20" x 20" x 38" Tall
- Intuitive and simple installation
- Bracketed tongue and groove system for seamless panel to panel connections
- Can be installed in any weather by any tradesmen



TRANSFER ITEM

AFFINITY ACCESSORIES

WAINSCOT CAPS

Sandstone



Ivory



Gray



Charcoal



HEARTHSTONE

20" x 20" x 2"



UTILITIES



Light Block
8" x 10"



Single Receptacle Block
6" x 8"



Double Receptacle Block
8" x 8"

ACCESSORY COLOR GUIDE



Sandstone



Ivory



Gray



Charcoal

Available Accessories:

Accessories:

Item	Actual Size	Color	Box Size
Starter Strip	10' Long	-	Sold Individually
Wainscot Cap (Top Flange)	24" Wide	Sandstone / Ivory / Gray / Charcoal	8 Pcs (16 LF)
Wainscot Cap (Bottom Flange)	24" Wide	Sandstone / Ivory / Gray / Charcoal	8 Pcs (16 LF)
Hearth Stone	20" x 20"	Sandstone / Ivory / Gray / Charcoal	Sold Individually
Light Block	8" Wide x 10" High	Sandstone / Ivory / Gray / Charcoal	Sold Individually
Single Receptacle Block	6" Wide x 8" High	Sandstone / Ivory / Gray / Charcoal	Sold Individually
Double Receptacle Block	8" Wide x 8" High	Sandstone / Ivory / Gray / Charcoal	Sold Individually
Hose Bib	5" Wide x 5" High	Sandstone / Ivory / Gray / Charcoal	Sold Individually
Metal Edge Trim	2" x 2" x 98"	Sandstone / Ivory / Gray / Charcoal	Sold Individually
Affinity Screws	1-5/8"	-	100 / 500

TRANSFER ITEM

FASTPLANK ALUMINUM SIDING



Available Sizes:

Siding & Trim

Item	Application	Size	Unit of Sale
<i>6" Plank</i>	<i>Siding</i>	<i>6" x 16'</i>	<i>6 Pcs</i>
<i>Inside/Outside Corner</i>	<i>Corner Trim</i>	<i>12'</i>	<i>1 Pc</i>
<i>Two Piece J Trim</i>	<i>J Trim</i>	<i>12'</i>	<i>1 Pc</i>
<i>Two Piece Vertical Trim</i>	<i>Intermediate Trim</i>	<i>12'</i>	<i>1 Pc</i>
<i>One Piece J Trim</i>	<i>Window/Door Trim</i>	<i>12'</i>	<i>1 Pc</i>
<i>Perforated Starter</i>	<i>Starter Strip</i>	<i>12'</i>	<i>1 Pc</i>

Connectors

Item	Application	Box Size
<i>Wall Clip Connector</i>	<i>Siding Clip</i>	<i>100 Pcs</i>
<i>Plank Connector</i>	<i>Horizontal Plank Connector</i>	<i>50 Pcs</i>
<i>Plank Backer</i>	<i>Bottom & Top Edge Backer</i>	<i>50 Pcs</i>
<i>Wood Screw #10</i>	<i>Screws</i>	<i>250 Pcs</i>



Features & Benefits:

- Extraordinary long-term durability and performance
- Made with a thick and high-quality aluminum
- Fantastic design for intuitive, easy, and fast installation
- Modern colors and look
- Excellent for commercial buildings

TRANSFER ITEM

WOODTONE RUSTICSERIES™

RusticSeries™ Lap is the original two-tone lap siding option; Combining the natural warmth and beauty of wood with the durability of fiber cement and composite products.



Available Sizes:

Brand	Item	SKU	Actual Size	Coverage	Texture	Unit of Sale
Woodtone RusticSeries™	Lap Siding	WTPLK_8	8.25" x 12'	15 Pcs/Sq	Cedarmill	4 Pcs
Woodtone RusticSeries™	Cedarmill Panels	WTPNLCM10__	4' x 10'	2.5 Pcs/Sq	Cedarmill	1 Pc
Woodtone RusticSeries™	Rustic Battens	442RSWT__	3/4" x 2.5" x 12'	-	Cedarmill	1 Pc

Stocking Colors:



Features & Benefits:

- Composite siding with the appearance of wood
- Two-tone factory coated for consistency and durability
- Lap siding, Cedarmill Panels, and Rustic Battens profiles available
- 20-year coating warranty

GATORBAR REBAR



Available Sizes:

Item	SKU	Thickness	Length	Weight	Bundle Size
#3 GatorBar	GB3	3/8" (10mm)	20'	1.8 lbs/stick	25 pcs
* #4 GatorBar	GB4	1/2" (13mm)	20'	3.3 lbs/stick	14 pcs

*TRANSFER ITEM

Bends

Item	SKU	Thickness	Bundle Size
#3 24" x 24" GatorBar 90 Bend	GB32490	3/8" (10mm)	25 pcs
#4 24" x 24" GatorBar 90 Bend	GB42490	1/2" (13mm)	10 pcs

Features & Benefits:

- 100% made in the USA
- More affordable, lighter, and stronger than traditional steel rebar
- Increases the lifespan of the concrete
- Price stability - pricing does not fluctuate like steel
- Completely rust resistant, even in high chloride and corrosive environments
- ICC certified for structural use
- #3 GatorBar is equivalent to #4 Steel

TRANSFER ITEM

LITEBAR REBAR



Available Sizes:

Item	SKU	Thickness	Length	Weight	Bundle Size	Unit Size
LiteBar	71620GFRP	7/16" (16mm)	20'	2.55 LBS	50 PIECE	500 PIECE

Features & Benefits:

- Rust Free, does not corrode, extended structure life
- Lightweight, large labor & freight savings
- Non-conductive, LiteBar is electrically non-conductive and thermally non-conductive
- Stronger than steel, LiteBar is 2x stronger than steel in tensile strength
- Installs like steel, toe it off and chair it up just like steel

Applications:

- Driveways and walkways
- Foundation footings
- Grain bins and barns
- Pool decks
- Patios and porches

****TRANSFER ITEM****

BENDERBOARD CONCRETE FORM



Available Sizes:

Item	Thickness	Size	Unit Size	Species
12" x 16' Benderboard	1/4"	12" x 16'	200	Hardboard

Features & Benefits:

- Flexible and bendable for curves, radiuses, and bends
- Full 16' lengths
- Hardboard surface for a smooth matte concrete finish
- Competitively priced and very affordable



479.412.4700

2285 E Pridemore Dr. Lincoln, AR 72744

www.fp-supply.com